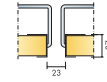





# ECOPHON ACCESS™ A



For corridors or areas with service installations in the ceiling void where frequent access is required. Ecophon Access A is arranged in rows, with a 23 mm space between individual panels and is mounted wall-to-wall, with or without margins in corridors. As an alternative Ecophon Access A can be installed in "rows" in a large area or room creating a visible grid pattern.


The system consists of Ecophon Access A panels and Connect Access grid systems, with an approximate weight of 4 kg/ m<sup>2</sup>. The panel consists of a sound absorber and a channel profile frame. Two hangers are fitted to the frame. The absorber is manufactured from high density glass wool. The visible surface has an Akutex™ FT coating and the back of the absorber is covered with glass tissue. The channel profile frame and the grid are manufactured from galvanized steel.




Access A panel



Integration between wall and Access A with Access Universal profile



Access A system



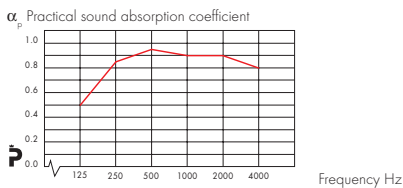
Access A system with Access Frieze

## SYSTEM RANGE

Size, mm	2000	2000
	x	x
	577	1177
Special Fixing	•	•
Thickness	27	27
Inst. Diagr.	M60	M60

## TECHNICAL PROPERTIES

**ACOUSTIC** Sound Absorption Test results according to EN ISO 354. Classification according to EN ISO 11654, and the single value ratings for NRC and SAA according to ASTM C 423.



– Ecophon Access A 200 mm o.d.s.  
o.d.s = overall depth of system

Product	Focus A		
	50	80	200
o.d.s mm	B	A	A
absorption class			
NRC			
SAA			
alpha_w			

Sound Insulation Not applicable.

Sound Privacy Not applicable

**ACCESSIBILITY** The tiles are easily demountable. Minimum demounting depth according to installation diagrams.

**CLEANABILITY** Daily dusting and vacuum cleaning. Weekly wet wiping.

**VISUAL APPEARANCE** White Frost, nearest NCS colour sample S 0500-N, 85% light reflectance (of which more than 99% is diffuse reflection). Retro reflection coefficient 63 mcd\*m<sup>-2</sup>lx<sup>-1</sup>. Gloss < 1.

**INFLUENCE OF CLIMATE** The tiles withstand a permanent ambient RH up to 95% at 30°C without sagging, warping or delaminating (ISO 4611).

**INDOOR CLIMATE** Certified by the Indoor Climate Labelling and recommended by the Swedish Asthma and Allergy Association.

**ENVIRONMENTAL INFLUENCE** Granted the Nordic Swan eco-label. Fully recyclable.

**FIRE SAFETY** The glass wool core of the tiles is tested and classified as non-combustible according to EN ISO 1182. See Functional demands, Fire safety.

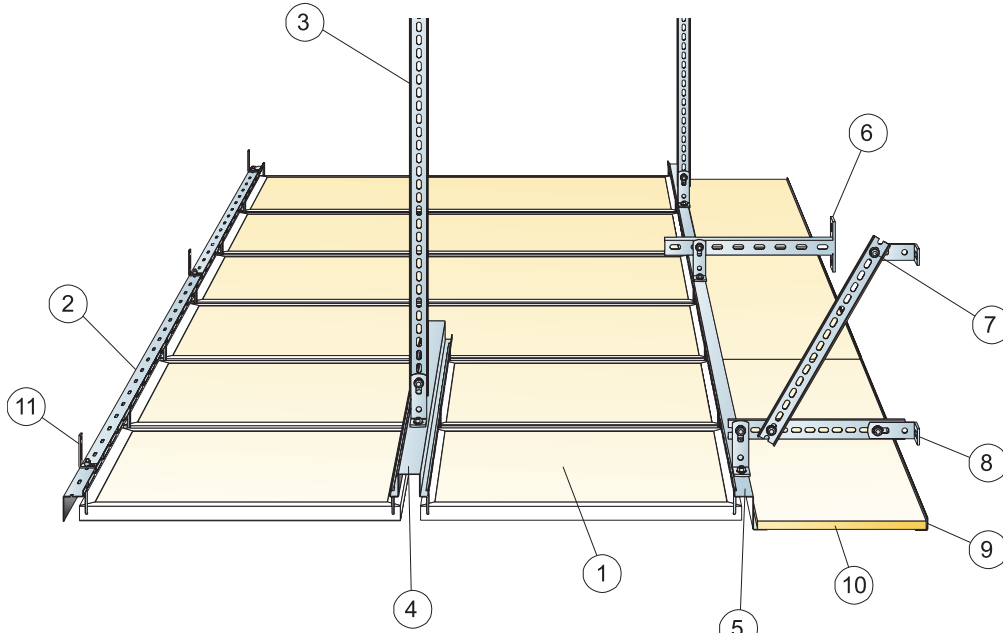
Reaction-to-fire classification

Country	Standard	Class
Europe	EN 13501-1	A2-s1,d0

**MECHANICAL PROPERTIES** For information regarding live load and requirements for load bearing capacity, see installation diagrams. Conditions: See Functional demands, Mechanical properties.

**INSTALLATION** Installed according to system range which includes information regarding minimum overall depth of system.

## INSTALLATION DIAGRAM (M60) FOR ECOPHON ACCESS A



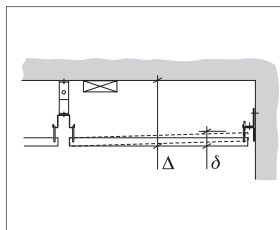
© Ecophon Group

### QUANTITY SPECIFICATION (EXCL. WASTAGE)

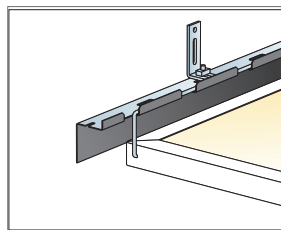
	Size, mm	
	2000x577	2000x1177
1 Ecophon Access A	as required	as required
2 Access Universal profile	as required	as required
3 Access Suspension bar	as required	as required
4 Access Double carrier profile	as required	as required
5 Access Transition profile	as required	as required
6 Access Wall bracket alt. Access Ceiling bracket	as required	as required
7 Access Installation screw	as required	as required
8 Access Angle bracket	as required	as required
9 Connect Angle trim, fixed at 300 mm centres	as required	as required
10 Access Frieze panel (for installation see IG144)	as required	as required
11 Access Wall fixing plate	as required	as required

Δ Min. overall depth of system: 120 mm

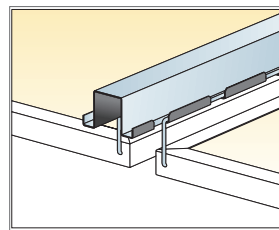
δ Min. demounting depth: 80 mm



See Quantity specification



Junction with wall



Access Double carrier profile with multiple rows of panels

Size, mm	Max live load [N]	Min load bearing capacity [N]

Live load/load bearing capacity