




# ECOPHON ACCESS™ FRIEZE


For applications where a smooth continuous transition between the ceiling and the wall is needed. The Access frieze is developed for installation together with Ecophon Access panels. The frieze is connected to the wall without any visible trims. The bevelled edges create a narrow groove between each tile. The tiles are not demountable. The system consists of Ecophon Access frieze tiles and Ecophon Connect grid systems, with an approximate weight of 3 kg/m<sup>2</sup>. The tiles are manufactured from high density glass wool. The visible surface has an Akutex™ FT coating and the back of the tile is covered with glass tissue. The edges are painted. For best performance and system quality, use Ecophon Connect grid and accessories. The grid is manufactured from galvanized steel.



Access frieze tile



Access frieze system



Access frieze with Connect Frieze bracket



Access frieze with Connect Frieze trim 0562

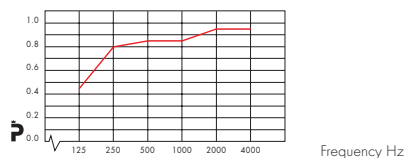
## SYSTEM RANGE

|                |                  |
|----------------|------------------|
| Size, mm       | 2400<br>x<br>600 |
| Special Fixing | •                |
| Thickness      | 20               |
| Inst. Diagr.   | M114             |

## TECHNICAL PROPERTIES

**ACOUSTIC** Sound Absorption Test results according to EN ISO 354. Classification according to EN ISO 11654, and the single value ratings for NRC and SAA according to ASTM C 423.

$\alpha_p$  Practical sound absorption coefficient



– Ecophon Access frieze 200 mm o.d.s.  
o.d.s = overall depth of system

| Product          | Access Frieze |
|------------------|---------------|
| o.d.s mm         | 200           |
| absorption class | A             |
| NRC              |               |
| SAA              |               |
| $\alpha_w$       |               |

Sound Insulation Not applicable.

Sound Privacy Not applicable

**ACCESSIBILITY** The tiles are not demountable.

**CLEANABILITY** Daily dusting and vacuum cleaning. Weekly wet wiping.

**VISUAL APPEARANCE** White Frost, nearest NCS colour sample S 0500-N, 85% light reflectance (of which more than 99% is diffuse reflection). Retro reflection coefficient 63 mcd\*m<sup>-2</sup>lx<sup>-1</sup>. Gloss < 1.

**INFLUENCE OF CLIMATE** The tiles withstand a permanent ambient RH up to 95% at 30°C without sagging, warping or delaminating (ISO 4611).

**INDOOR CLIMATE** Certified by the Indoor Climate Labelling and recommended by the Swedish Asthma and Allergy Association.

**ENVIRONMENTAL INFLUENCE** Granted the Nordic Swan eco-label. Fully recyclable.

**FIRE SAFETY** The glass wool core of the tiles is tested and classified as non-combustible according to EN ISO 1182. See Functional demands, Fire safety.

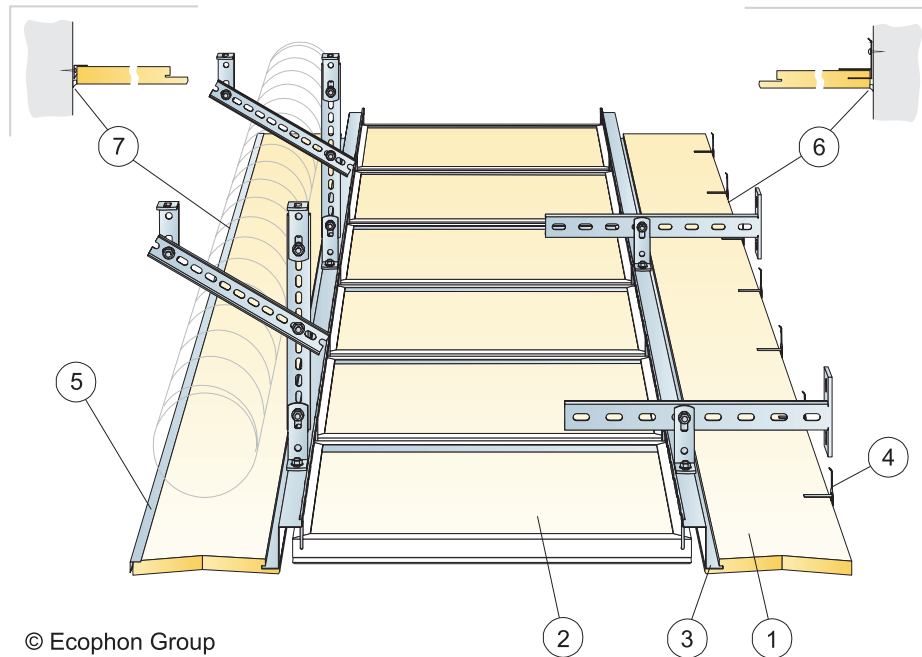
Reaction-to-fire classification

| Country | Standard   | Class    |
|---------|------------|----------|
| Europe  | EN 13501-1 | A2-s1,d0 |

**MECHANICAL PROPERTIES** For information regarding live load and requirements for load bearing capacity, see installation diagrams. Conditions: See Functional demands, Mechanical properties.

**INSTALLATION** Installed according to system range which includes information regarding minimum overall depth of system.

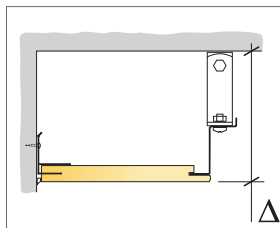
## INSTALLATION DIAGRAM (M114) FOR ACCESS FRIEZE



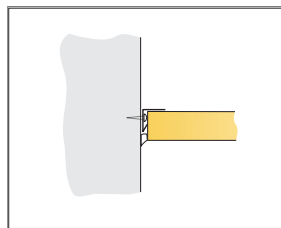
© Ecophon Group

### QUANTITY SPECIFICATION (EXCL. WASTAGE)

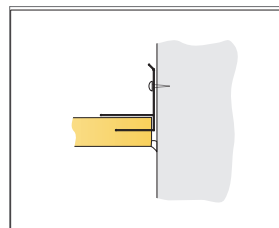
|   |  | <b>Size, mm</b> |
|---|--|-----------------|
|   |  | <b>2400x600</b> |
| 1   | Access frieze (can be divided in two parts if width is less than 300 mm)                               | as required     |
| 2   | Access panel   | as required     |
| 3   | Access Transition profile 0151   | as required     |
| 4   | Connect Frieze bracket 0043, installed at maximum 500 mm centre. Minimum free depth above tile 150 mm. | as required     |
| 5   | Connect Frieze trim 0562, fixed at 300 mm centres. Minimum free depth above tile 0 mm                  | as required     |
| 6   | Connect frieze bracket 0043 with acrylic sealant   | as required     |
| 7   | null   | as required     |
| Δ Min. overall depth of system: See Installation diagram M60, M63 and M64 |  |                 |
| δ Min. demounting depth: The system is non-demountable                    |  | -               |
| null  |  |                 |



See Quantity specification



Fixing with frieze trim



Fixing with frieze bracket

| Size, mm | Max live load [N] | Min load bearing capacity [N] |
|----------|-------------------|-------------------------------|
|          |                   |                               |

Live load/load bearing capacity