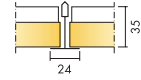





# ECOPHON COMBISON™ UNO A




For use as a sound absorbing ceiling and for sound insulation between rooms if the partitions do not extend all the way up to the soffit. Also suitable for sound reduction of vertical noise, generated by ventilation, foot steps etc. Ecophon Combison Uno A has an exposed grid system. Each tile is demountable. The system consists of Ecophon Combison Uno A tiles and Ecophon Connect grid systems, with an approximate weight of 13 kg/m<sup>2</sup>. The tiles are manufactured from high density glass wool, with a bonded gypsum board (13 mm) on the back of the tile. The visible surface has an Akutex™ FT coating and the edges are primed. For best performance and system quality, use Ecophon Connect grid and accessories. The grid is manufactured from galvanized steel.



Combison Uno A tile



Section of Combison Uno A system



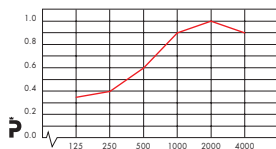
Combison Uno A system

## SYSTEM RANGE

Size, mm		
	600	1200
	x	x
	600	600
T24	•	•
Thickness	35	35
Inst. Diagr.	M188	M188

## TECHNICAL PROPERTIES

**ACOUSTIC** Sound Absorption Test results according to EN ISO 354. Classification according to EN ISO 11654, and the single value ratings for NRC and SAA according to ASTM C 423.



Product	Combison Uno A
o.d.s mm	200
absorption class	C
NRC	
SAA	
alpha_w	

Sound Insulation  $D_{st,w}$  = 40 dB according to ISO 140-9 and evaluation according to EN ISO 717. CAC=44 dB according to ASTM E 1414 and evaluation according to ASTM E 413.

Sound Privacy Not applicable

**ACCESSIBILITY** The tiles are easily demountable. Minimum demounting depth according to installation diagrams.

**CLEANABILITY** Daily dusting and vacuum cleaning. Weekly wet wiping.

**VISUAL APPEARANCE** White Frost, nearest NCS colour sample S 0500-N, 85% light reflectance (of which more than 99% is diffuse reflection). Retro reflection coefficient 63 mcd\*m<sup>-2</sup>lx<sup>-1</sup>. Gloss < 1.

**INFLUENCE OF CLIMATE** The tiles withstand a permanent ambient RH up to 75% at 30°C without sagging, warping or delaminating (ISO 4611).

**INDOOR CLIMATE** Recommended by the Swedish Asthma and Allergy Association.

**ENVIRONMENTAL INFLUENCE** Fully recyclable

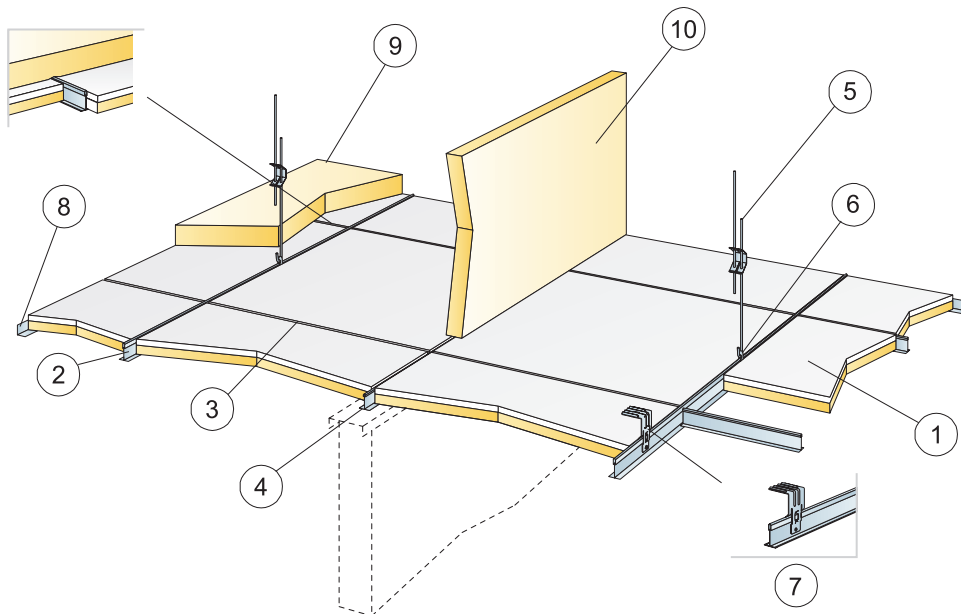
**FIRE SAFETY** The glass wool core of the tiles is tested and classified as non-combustible according to EN ISO 1182. The systems are classified as fire protective covering according to NT FIRE 003. See Functional demands, Fire safety.

Reaction-to-fire classification

Country	Standard	Class
Europe	EN 13501-1	A2-s1,d0

**MECHANICAL PROPERTIES** For information regarding live load and requirements for load bearing capacity, see installation diagrams. Conditions: See Functional demands, Mechanical properties.

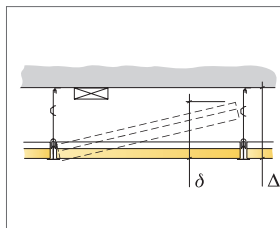
**INSTALLATION** Installed according to system range which includes information regarding minimum overall depth of system.



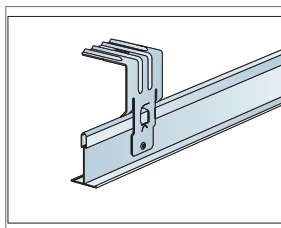
© Ecophon Group

### QUANTITY SPECIFICATION (EXCL. WASTAGE)

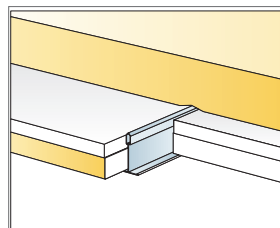
		Size, mm	
		600x600	1200x600
1	Combison Uno A	2,8/m <sup>2</sup>	1,4/m <sup>2</sup>
2	Connect T24 Main runner, installed at 1200 mm centres	0,9m/m <sup>2</sup>	0,9m/m <sup>2</sup>
3	Connect T24 Cross tee, L=1200 mm, installed at 600 mm centres	1,7m/m <sup>2</sup>	1,7m/m <sup>2</sup>
4	Connect T24 Cross tee, L=600 mm	0,9m/m <sup>2</sup>	-
5	Connect T24 Cross tee, L=1200 mm, installed at 600 mm centres	0,7/m <sup>2</sup>	0,7/m <sup>2</sup>
6	Connect Hanger clip	0,7/m <sup>2</sup>	0,7/m <sup>2</sup>
7	For direct installation: Connect Direct bracket, installed at 1200 mm centres	0,7/m <sup>2</sup>	0,7/m <sup>2</sup>
8	Connect Angle trim, fixed at 200 mm centres	as required	as required
9	Combison XR (if required)	as required	as required
10	Combison Barrier (if required)	as required	as required
Δ Min. overall depth of system, with Adjustable hanger: 100 mm, with Direct bracket: 50 mm		-	-
δ Min. demounting depth: 200 mm		-	-



See Quantity specification



Direct bracket is secured with pop rivet or screw



Additional absorber on top of ceiling

Size, mm	Max live load [N]	Min load bearing capacity [N]
600x600	0	220
1200x600	0	220

Live load/load bearing capacity