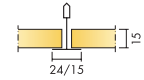




ECOPHON GEDINA™ A



For applications where a standard suspended ceiling system is required, but where strict functional requirements are needed. Ecophon Gedina A has an exposed grid. Each tile is easily demountable. Note that installation according to installation diagram M118 contributes to a higher live load capacity compared to M237.

The system consists of Ecophon Gedina A tiles and Ecophon Connect grid systems, with an approximate weight of 2,5 kg/m². The tiles are manufactured from high density glass wool. The visible surface has an Akutex™ T coating and the back of the tile is covered with glass tissue. Ecophon Gedina A can be supplied with primed edges or natural edges. The grid is manufactured from galvanized steel. For best performance and system quality, use Ecophon Connect grid and accessories.




Gedina A tile



Section of Gedina A system



Gedina A system



Gedina A, robust installation and low weight

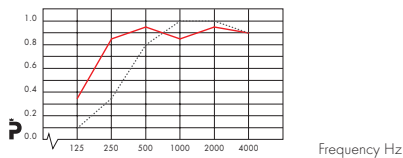
SYSTEM RANGE

Size, mm	Size, mm		
	600	1200	1200
	x	x	x
	600	600	1200
T15	•	•	•
T24	•	•	•
Thickness	15	15	15
Inst. Diagr.	M118	M118	M118

TECHNICAL PROPERTIES

ACOUSTIC Sound Absorption Test results according to EN ISO 354. Classification according to EN ISO 11654, and the single value ratings for NRC and SAA according to ASTM C 423.

α_p Practical sound absorption coefficient



– Ecophon Gedina A 200 mm o.d.s.
– Ecophon Gedina A 50 mm o.d.s.
o.d.s = overall depth of system

Product	Gedina A			
	50	80	90	200
o.d.s mm				
absorption class	C	B	A	A
NRC				
SAA				
α_w				

Sound Insulation $D_{n,lw}$ = 18 dB according to ISO 140-9 and evaluation according to EN ISO 717-1. CAC=19 dB according to ASTM E 1414 and evaluation according to ASTM E 413.

Sound Privacy AC(1.5)=190 according to ASTM E 1111 and E 1110.

ACCESSIBILITY The tiles are easily demountable. Minimum demounting depth according to installation diagrams.

CLEANABILITY Daily dusting and vacuum cleaning. Weekly wet wiping.

VISUAL APPEARANCE White 500, nearest NCS colour sample S 0500-N, 84% light reflectance (of which more than 99% is diffuse reflection)

INFLUENCE OF CLIMATE The tiles withstand a permanent ambient RH up to 95% at 30°C without sagging, warping or delaminating (ISO 4611).

INDOOR CLIMATE Certified by the Indoor Climate Labelling, recommended by the Swedish Asthma and Allergy Association, and can be used in rooms classified as ISO class 6 according to ISO 14644-1.

ENVIRONMENTAL INFLUENCE Granted the Nordic Swan eco-label. Fully recyclable.

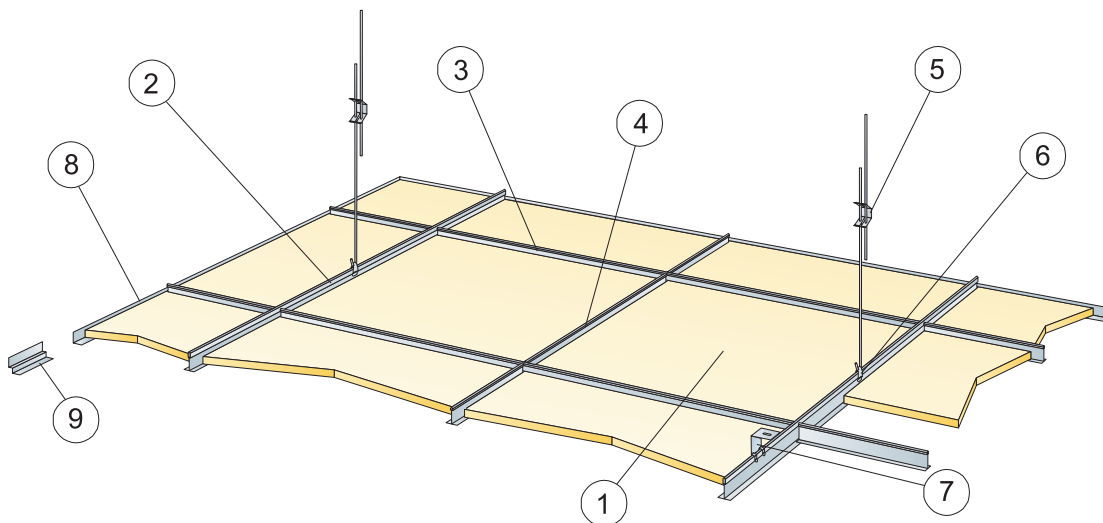
FIRE SAFETY The glass wool core of the tiles is tested and classified as non-combustible according to prEN ISO 1182. The systems are classified as fire protective covering according to NT FIRE 003. See Technical properties, Fire safety.

Reaction-to-fire classification

Country	Standard	Class
Europe	EN 13501-1	A2-s1,d0

MECHANICAL PROPERTIES For information regarding live load and requirements for load bearing capacity, see installation diagrams. Conditions: See Functional demands, Mechanical properties.

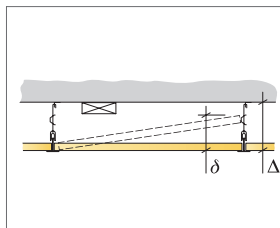
INSTALLATION Installed according to system range which includes information regarding minimum overall depth of system.



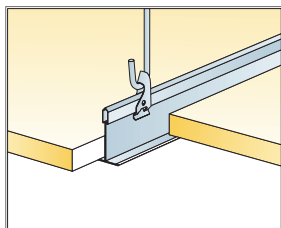
© Ecophon Group

QUANTITY SPECIFICATION (EXCL. WASTAGE)

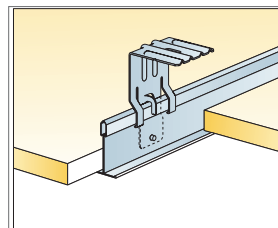
		Size, mm		
		600x600	1200x600	1200x1200
1	Ecophon Gedina A	2,8/m ²	1,4/m ²	0,7/m ²
2	Connect T24 or T15 Main runner, installed at 1200 mm centres	0,9m/m ²	0,9m/m ²	0,9m/m ²
3	Connect T24 or T15 Cross tee, L=1200 mm, installed at 600 mm centres	1,7m/m ²	1,7m/m ²	0,9m/m ²
4	Connect T24 or T15 Cross tee, L=600 mm	0,9m/m ²	-	-
5	Connect T24 Cross tee, L=1200 mm, installed at 600 mm centres	0,7/m ²	0,7/m ²	0,7/m ²
6	Connect Hanger clip	0,7/m ²	0,7/m ²	0,7/m ²
7	For direct installation: Connect Direct bracket, installed at 1200 mm centres	0,7/m ²	0,7/m ²	0,7/m ²
8	Connect Angle trim, fixed at 300 mm centres	as required	as required	as required
9	Connect Shadow-line trim, fixed at 300 mm centres	as required	as required	as required
Δ Min. overall depth of system, with Adjustable hanger: 100 mm, with Direct bracket: 50 mm		-	-	-
δ Min. demounting depth: 120 mm (130 mm with 1200x1200)		-	-	-



See Quantity specification



Suspension with adjustable hanger and clip



Suspension with direct bracket

Size, mm	Max live load [N]	Min load bearing capacity [N]
600x600	50	160
1200x600	50	160
1200x1200	50	160

Live load/load bearing capacity