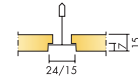





ECOPHON GEDINA™ E



For applications requiring a standard ceiling which is easy to install and demount, but where strict functional requirements are needed. Ecophon Gedina E has a recessed visible grid and a tegular edge design, creating a ceiling with a shadow effect that accentuates each tile and partially conceals the grid system. The visible surface of each tile is 7 mm below the grid. Each tile is easily demountable. The system consists of Ecophon Gedina E tiles and Ecophon Connect grid systems, with an approximate weight of 2,5 kg/m². The tiles are manufactured from high density glass wool. The visible surface has an Akutex™ T coating and the back of the tile is covered with glass tissue. The edges are painted. For best performance and system quality, use Ecophon Connect grid and accessories. The grid is manufactured from galvanized steel.



Gedina E tile



Section of Gedina E system



Gedina E system



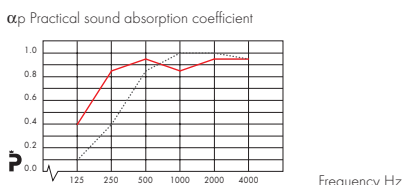
Gedina A, robust installation and low weight

SYSTEM RANGE

Size, mm	Size, mm		
	600	1200	1200
	x	x	x
	600	600	1200
T15	•	•	•
T24	•	•	•
Thickness	15	15	15
Inst. Diagr.	M121, M270	M121	M121

TECHNICAL PROPERTIES

ACOUSTIC Sound Absorption Test results according to EN ISO 354. Classification according to EN ISO 11654, and the single value ratings for NRC and SAA according to ASTM C 423.



– Ecophon Gedina E 200 mm o.d.s.
– Ecophon Gedina E 60 mm o.d.s.
o.d.s = overall depth of system

Product	Gedina E			
	60	80	110	200
o.d.s mm				
absorption class	C	B	A	A
NRC				
SAA				
α_w				

Sound Insulation $D_{n,w}$ = 20 dB according to ISO 140-9 and evaluation according to EN ISO 717-1. CAC = 21 dB according to ASTM E 1414 and evaluation according to ASTM E 413

Sound Privacy $AC(1.5)$ = 180 according to ASTM E 1111 and E 1110.

ACCESSIBILITY The tiles are easily demountable. Minimum demounting depth according to installation diagrams.

CLEANABILITY Daily dusting and vacuum cleaning. Weekly wet wiping.

VISUAL APPEARANCE White 500, nearest NCS colour sample S 0500-N, 84% light reflectance (of which more than 99% is diffuse reflection)

INFLUENCE OF CLIMATE The tiles withstand a permanent ambient RH up to 95% at 30°C without sagging, warping or delaminating (ISO 4611).

INDOOR CLIMATE Certified by the Indoor Climate Labelling, recommended by the Swedish Asthma and Allergy Association, and can be used in rooms classified as ISO class 6 according to ISO 14644-1.

ENVIRONMENTAL INFLUENCE Granted the Nordic Swan eco-label. Fully recyclable.

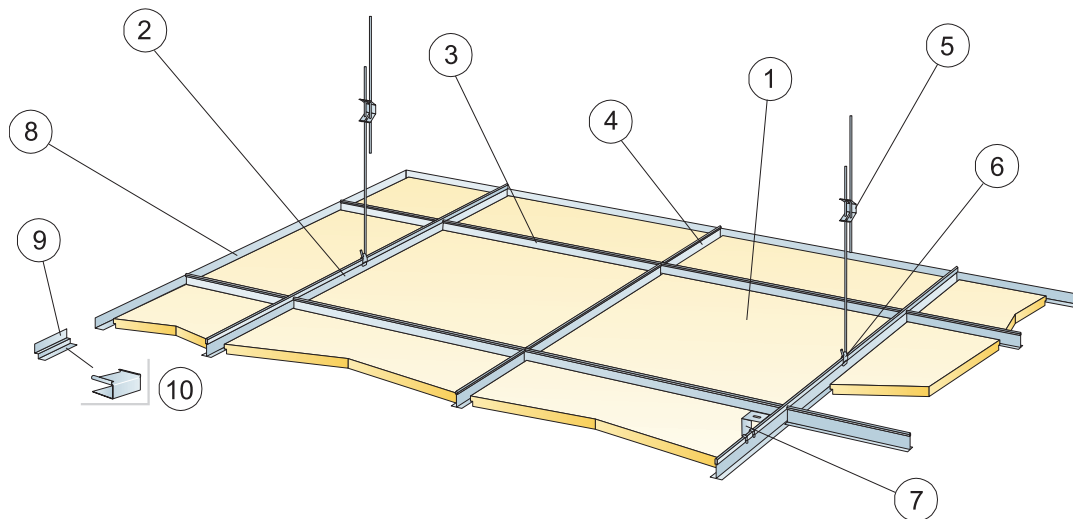
FIRE SAFETY The glass wool core of the tiles is tested and classified as non-combustible according to EN ISO 1182. The systems are classified as fire protective covering according to NT FIRE 003. See Functional demands, Fire safety.

Reaction-to-fire classification

Country	Standard	Class
Europe	EN 13501-1	A2-s1,d0

MECHANICAL PROPERTIES For information regarding live load and requirements for load bearing capacity, see installation diagrams. Conditions: See Functional demands, Mechanical properties.

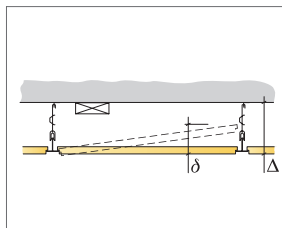
INSTALLATION Installed according to system range which includes information regarding minimum overall depth of system.



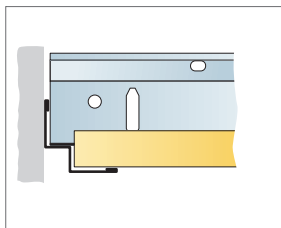
© Ecophon Group

QUANTITY SPECIFICATION (EXCL. WASTAGE)

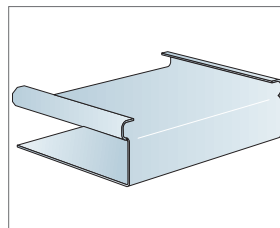
		Size, mm		
		600x600	1200x600	1200x1200
1	Gedina E	2,8/m ²	1,4/m ²	0,7/m ²
2	Connect T24 or T15 Main runner, installed at 1200 mm centres	0,9m/m ²	0,9m/m ²	0,9m/m ²
3	Connect T24 or T15 Cross tee, L=1200 mm, installed at 600 mm centres	1,7m/m ²	1,7m/m ²	0,9m/m ²
4	Connect T24 or T15 Cross tee, L=600 mm	0,9m/m ²	-	-
5	Connect T24 Cross tee, L=1200 mm, installed at 600 mm centres	0,7/m ²	0,7/m ²	0,7/m ²
6	Connect Hanger clip	0,7/m ²	0,7/m ²	0,7/m ²
7	For direct installation: Connect Direct bracket, installed at 1200 mm centres	0,7/m ²	0,7/m ²	0,7/m ²
8	Connect Angle trim, fixed at 300 mm centres	as required	as required	as required
9	Connect Shadow-line trim, fixed at 300 mm centres	as required	as required	as required
10	Connect E-plug 0158/0154 (for Shadow-line trim)	as required	as required	as required
	Δ Min. overall depth of system, with Adjustable hanger: 110 mm, with Direct bracket: 60 mm.	-	-	-
	δ Min. demounting depth: T15: 110 mm (1200x1200:160 mm), T24: 90 mm. (1200x1200:120 mm)	-	-	-



See Quantity specification



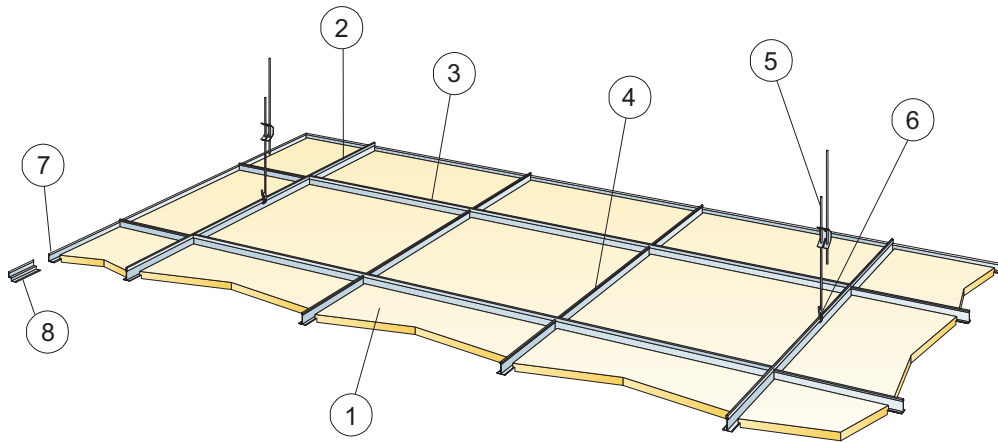
Regular rebate with angle trim.



Connect E-plug

Size, mm	Max live load [N]	Min load bearing capacity [N]
600x600	50	160
1200x600	50	160
1200x1200	50	160

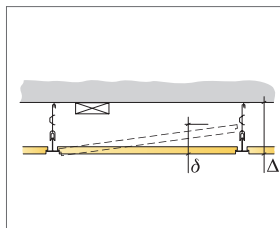
Live load/load bearing capacity



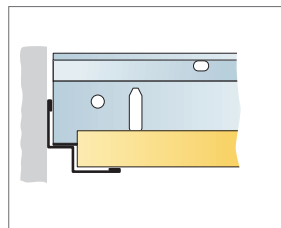
© Ecophon Group

QUANTITY SPECIFICATION (EXCL. WASTAGE)

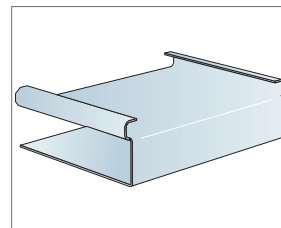
		Size, mm
		600x600
1	Ecophon Gedina E	2,8/m ²
2	Connect T24 Main runner, installed at 1800 mm centres	0,56m/m ²
3	Connect T24 Cross tee, L=1800 mm	1,7m/m ²
4	Connect T24 Cross tee, L=600 mm centres	1,1m/m ²
5	Connect Adjustable hanger, installed at 1200 mm centres (max. distance from wall 600 mm)	0,46/m ²
6	Connect Hanger clip	0,46/m ²
7	Connect Angle trim, fixed at 300 mm centres	as required
8	Alt. Connect Shadow-line trim, fixed c300	as required
Δ Min. overall depth of system, with Adjustable hanger: 100 mm, with Direct bracket: 50 mm		-
δ Min. demounting depth: 120 mm		-



See Quantity specification



Regular rebate with angle trim.



Connect E-plug

Size, mm	Max live load [N]	Min load bearing capacity [N]
600x600	20	160

Live load/load bearing capacity