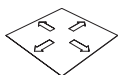


Ecophon Clipso™ So Acoustic

Ecophon Clipso™ So Acoustic 495 D/AC is a micro perforated knit fabric with a uniform coating. Combine a textile cover with an acoustic absorbent to reduce noise levels. The stretched fabric is ideal for all kinds of professional and private spaces, and can be installed both in ceiling and on walls.



SYSTEM RANGE



Size, mm	x2000	x2500	x3000	x3200	x4000	x5100
Ceiling	•	•	•	•	•	•
Wall	•	•	•	•	•	•
Thickness (THK)	0,4	0,4	0,4	0,4	0,4	0,4
Inst. Diag.	M565, M566, M571	M565, M566, M571	M565, M566, M571	M565, M566, M571	M565, M566, M571	M565, M566, M571



Clipso SO Acoustic system.



Clipso ceiling installation with PCW profile.



Clipso wall installation with PCC profile.



Clipso PCC and PCW profiles.



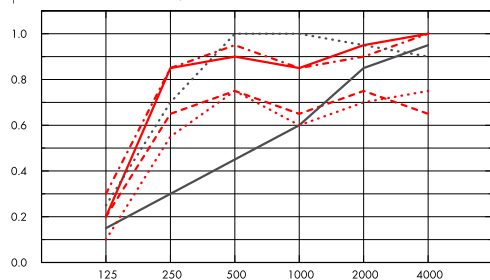
Acoustic

Clipso is most often installed with an absorber behind. In information given below GW40 stands for Glass Wool 40 mm thick, LA10 is a PET absorber thickness 10 mm, etc.

Sound Absorption:

Test results according to EN ISO 354. Classification according to EN ISO 11654, and the single value ratings for Noise Reduction Coefficient, NRC and Sound Absorption Average, SAA according to ASTM C 423.

α_p , Practical sound absorption coefficient

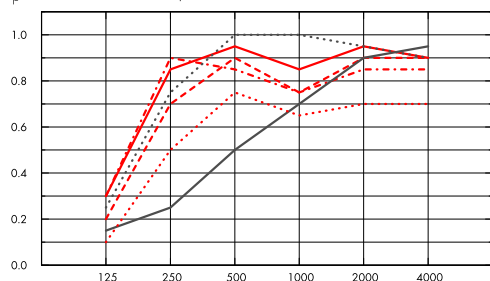


Frequency Hz

- So Acoustic 495AC GW40, 200 mm o.d.s.
- So Acoustic 495AC GW20, 200 mm o.d.s.
- - - So Acoustic 495AC LA50, 200 mm o.d.s.
- So Acoustic 495AC LA50, 55mm o.d.s.
- So Acoustic 495AC LA10, 10mm o.d.s.
- So Acoustic 495AC no absorber, 200mm o.d.s.

o.d.s = overall depth of system

α_p , Practical sound absorption coefficient



Frequency Hz

- So Acoustic 495D GW40, 200 mm o.d.s.
- So Acoustic 495D GW20, 200 mm o.d.s.
- - - So Acoustic 495D LA50, 155mm o.d.s.
- So Acoustic 495D LA50, 55mm o.d.s.
- So Acoustic 495D LA10, 10mm o.d.s.
- So Acoustic 495D no absorber, 200mm o.d.s.

o.d.s = overall depth of system

	THK mm	o.d.s. mm	α_p , Practical sound absorption coefficient						α_w	Sound absorption class
			125 Hz	250 Hz	500 Hz	1000 Hz	2000 Hz	4000 Hz		
495AC GW40	40	200	0.20	0.85	0.90	0.85	0.95	1.00	0.90	A
495AC GW20	20	200	0.20	0.65	0.75	0.65	0.75	0.65	0.75	C
495AC LA50	50	200	0.30	0.85	0.95	0.85	0.90	1.00	0.90	A
495AC LA50	50	55	0.25	0.70	1.00	1.00	0.95	0.90	0.95	A
495AC LA10	10	10	0.15	0.30	0.45	0.60	0.85	0.95	0.50	D
495AC	0	200	0.10	0.55	0.75	0.60	0.70	0.75	0.70	C
495D GW40	40	200	0.30	0.85	0.95	0.85	0.95	0.90	0.95	A
495D GW20	20	200	0.20	0.70	0.90	0.75	0.90	0.90	0.85	B
495D	50	200	0.30	0.90	0.85	0.75	0.85	0.85	0.85	B
495D LA50	50	55	0.25	0.75	1.00	1.00	0.95	0.90	1.00	A
495D LA10	10	10	0.15	0.25	0.50	0.70	0.90	0.95	0.50	D
495D	0	200	0.10	0.50	0.75	0.65	0.70	0.70	0.70	C

	THK mm	o.d.s. mm	NRC	SAA
495AC GW40	40	200	0.90	0.90
495AC LA50	50	200	0.90	0.89
495AC	0	200	0.65	0.65
495D	50	200	0.85	0.83
495D	0	200	0.65	0.65



Indoor Air Quality

Certificate / Label	Clipso Technical Fabric	Clipso LA absorber	Ecophon acoustic board for Clipso
Eurofins Indoor Air Comfort®	IAC Gold	-	IAC Gold
French VOC	A+	A+	A+
Greenguard	Gold	-	-



Environmental Footprint

kg CO ₂ equiv/m ²	
495D	2,17
495D + LA10	4,32
495D + LA50	8,40
495AC	2,07
495AC + LA10	4,22
495AC + LA50	8,29

Life-cycle stages A1 to C4 from EPD, in conformity with ISO 14025 / EN 15804



Fire safety

Country	Standard	Class
Europe	EN 13501-1	B-s1,d0
International Maritime Organisation	Resolutions MSC.307(88) and MSC.61(67)	Modules B and D (495D)



Humidity Resistance

Property	Standard	Performance
Dimensional stability under the action of humidity	EN 14716 (appendix C)	0% (MD), 0% (CMD) (495D)
Dimensional stability under the action of heat	EN 12280-1 (30 min, 60°C)	0% (MD), 0% (CMD) (495D, 495AC)
Water vapour transmission rate	ISO 2528 (38 °C, 90% RH)	1901 g/m ² (495D) 2104 g/m ² (495AC)



Visual appearance

Matt, smooth and uniform. 495D White, nearest colour sample RAL 9016.



Cleanability

Use of Clipso Cleaning Kit recommended. Alternatively, other pH-neutral cleaning agents can be used with a soft cloth, provided it has first been tested on a scrap piece or on a non-visible area of the fabric.



Mould and Bacterial Resistance

Standard/Method	
ISO 846 A	0
ISO 846 C	0



Accessibility

The system supports installation of inspection hatches.



Installation

Installed with Clipso profiles according to installation diagrams and drawing aid.



System weight

495D: Area weight 230 g/m² ± 10% (ISO 2286-2). 495AC: Area weight 250 g/m² ± 10% (ISO 2286-2).



Mechanical properties

Property	Standard/Method	Performance
Tensile strength	ISO 1421	30 daN/5 cm (MD), 54 daN/5 cm (CMD) (495D) 29 daN/5 cm (MD), 107 daN/5 cm (CMD) (495AC)
Tear strength	EN 1875-3	8.9 daN (MD), 15.9 daN (CMD) (495D) 10.8 daN (MD), 17.7 daN (CMD) (495AC)

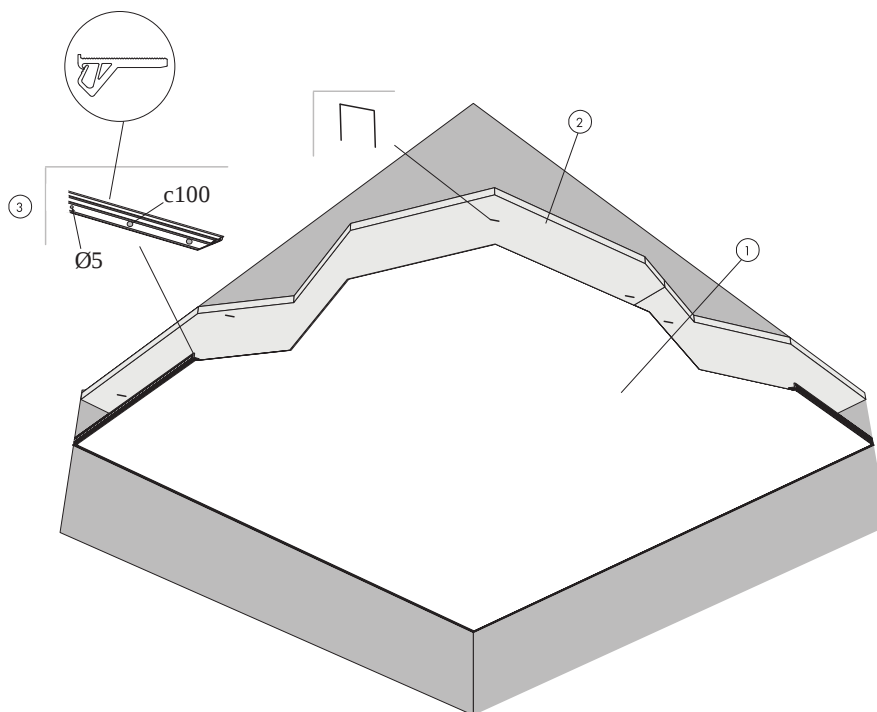
Additional load (lighting, ventilation, etc.) should be hung directly from the soffit.



CE

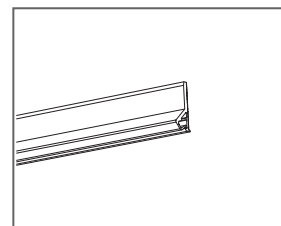
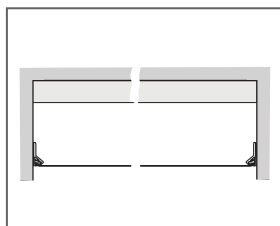
Clipso technical fabrics are CE-marked according to the European harmonized standard EN14716:2005. CE marked construction products are covered by a Declaration of Performance (DOP) which enables customers and users to easily compare performance of products available on the European market.

INSTALLATION DIAGRAM (M571) FOR CLIPSO SO ACOUSTIC WITH ACOUSTIC ABSORBERS, CEILING APPLICATION WITH PCW PROFILES

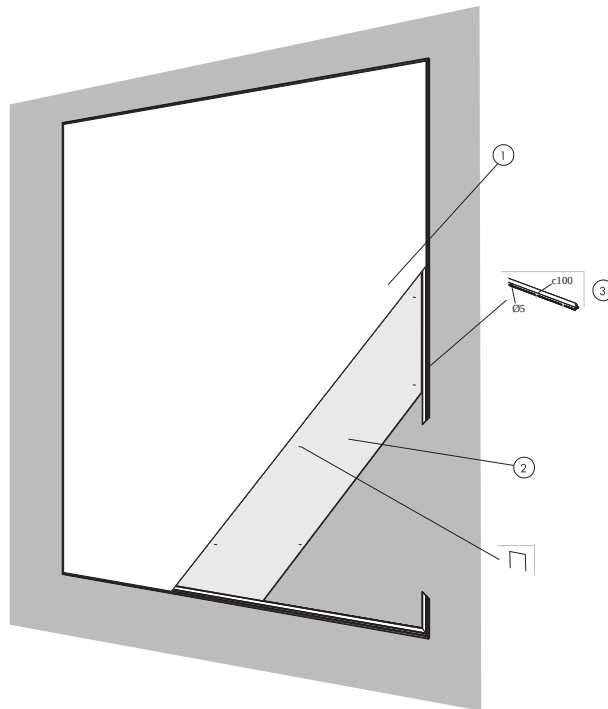


QUANTITY SPECIFICATION (EXCL. WASTAGE)

	Size, mm					
	x2000	x2500	x3000	x3200	x4000	x5100
1 Clipso 495D, 495AC technical fabrics	as required	as required	as required	as required	as required	as required
2 Alt 1 - Acoustic absorbers for Clipso technical fabrics (glass wool)	as required	-	as required	-	as required	as required
Alt 2 - Acoustic absorbers for Clipso technical fabrics (polyester fiber)	as required	-	as required	-	as required	as required
3 Clipso PCW profiles	as required	as required	as required	-	as required	as required
Installation and maintenance accessories for Clipso technical fabrics	-	-	-	-	-	-



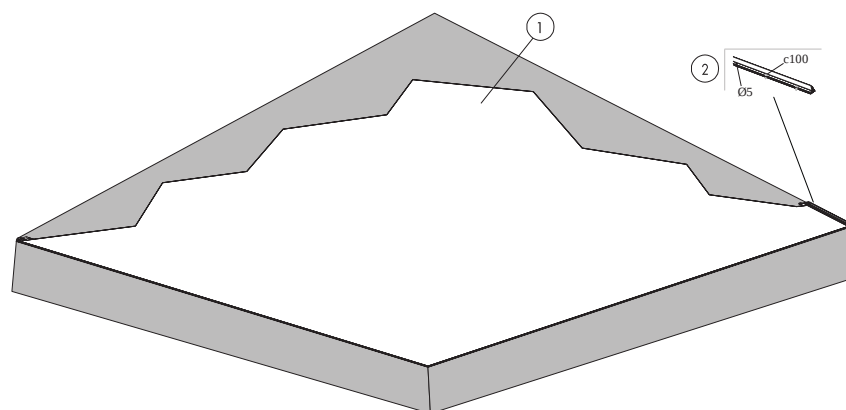
INSTALLATION DIAGRAM (M566) FOR CLIPSO SO ACOUSTIC, WALL APPLICATION WITH PCC PROFILES



QUANTITY SPECIFICATION (EXCL. WASTAGE)

	Size, mm					
	x2000	x2500	x3000	x3200	x4000	x5100
1 Clipso 495D, 495AC technical fabrics	as required	as required	as required	as required	as required	as required
2 Wall absorbers for Clipso technical fabrics	as required	as required	as required	-	as required	as required
3 Clipso PCC profiles	as required	as required	as required	-	as required	as required
Installation and maintenance accessories for Clipso technical fabrics	-	-	-	-	-	-

INSTALLATION DIAGRAM (M571) FOR CLIPSO SO ACOUSTIC, CEILING APPLICATION WITH PCC PROFILES



QUANTITY SPECIFICATION (EXCL. WASTAGE)

	Size, mm					
	x2000	x2500	x3000	x3200	x4000	x5100
1 Clipso 495D, 495AC technical fabrics	as required	as required	as required	as required	as required	as required
2 Clipso PCC profiles	as required	as required	as required	-	as required	as required
Installation and maintenance accessories for Clipso technical fabrics	-	-	-	-	-	-

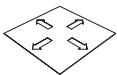
Ecophon Clipso™ So Classic

Ecophon Clipso™ So Classic 705 S is a textile fabric with a uniform coating and a timeless, neutral elegance. Clipso So Classic 705 S has a wide range of applications and is suitable for both residential and non-residential areas. The product offers a seamless look to your installation, both for ceiling and walls.




SOSU Nord

SYSTEM RANGE



Size, mm	x2000	x2500	x3200	x4000	x4500	x5100
Ceiling	•	•	•	•	•	•
Wall	•	•	•	•	•	•
Thickness (THK)	0,3	0,3	0,3	0,3	0,3	0,3
Inst. Diag.	M569, M570, M572	M569, M570, M572	M569, M570, M572	M569, M570, M572	M569, M570, M572	M569, M570, M572




Clipso PCC and PCW profiles.



Clipso ceiling installation with PCW profile.



Clipso wall installation with PCC profile.



Clipso technical fabric.



Indoor Air Quality

Certificate / Label	Clipso Technical Fabric	Clipso LA absorber	Ecophon acoustic board for Clipso
Eurofins Indoor Air Comfort®	IAC Gold	-	IAC Gold
French VOC	A+	A+	A+
Greenguard	Gold	-	-



Environmental Footprint

	kg CO ₂ equiv/m ²
705S	2,27

Life-cycle stages A1 to C4 from EPD, in conformity with ISO 14025 / EN 15804



Fire safety

Country		
Europe	EN 13501-1	B-s1,d0
International Maritime Organisation	Resolutions MSC.307(88) and MSC.61(67)	Modules B and D



Humidity Resistance

Property	Standard/Method	Performance
Dimensional stability under the action of humidity	EN 14716 (appendix C)	0% (MD), 0% (CMD)
Dimensional stability under the action of heat	EN 12280-1 (30 min, 60°C)	0% (MD), 0% (CMD)
Water vapour transmission rate	ISO 2528 (38°C, 90% RH)	1184 g/m ²



Visual appearance

Matt, smooth and uniform. Optical white, nearest colour sample RAL 9016.



Cleanability

Use of Clipso Cleaning Kit recommended. Alternatively, other pH-neutral cleaning agents can be used with a soft cloth, provided it has first been tested on a scrap piece or on a non-visible area of the fabric.



Mould and Bacterial Resistance

Standard/Method	
ISO 846 A	0
ISO 846 C	0



Accessibility

The system supports installation of inspection hatches.



Installation

Installed with Clipso profiles according to installation diagrams and drawing aid.



System weight

The weight of the fabric is approximately 245 g/m².



Mechanical properties

Property	Standard/Method	Performance
Tensile strength	ISO 1421	28 daN/5 cm (MD), 62 daN/5 cm (CMD)
Tear strength	EN 1875-3	3.7 daN (MD), 6.0 daN (CMD)

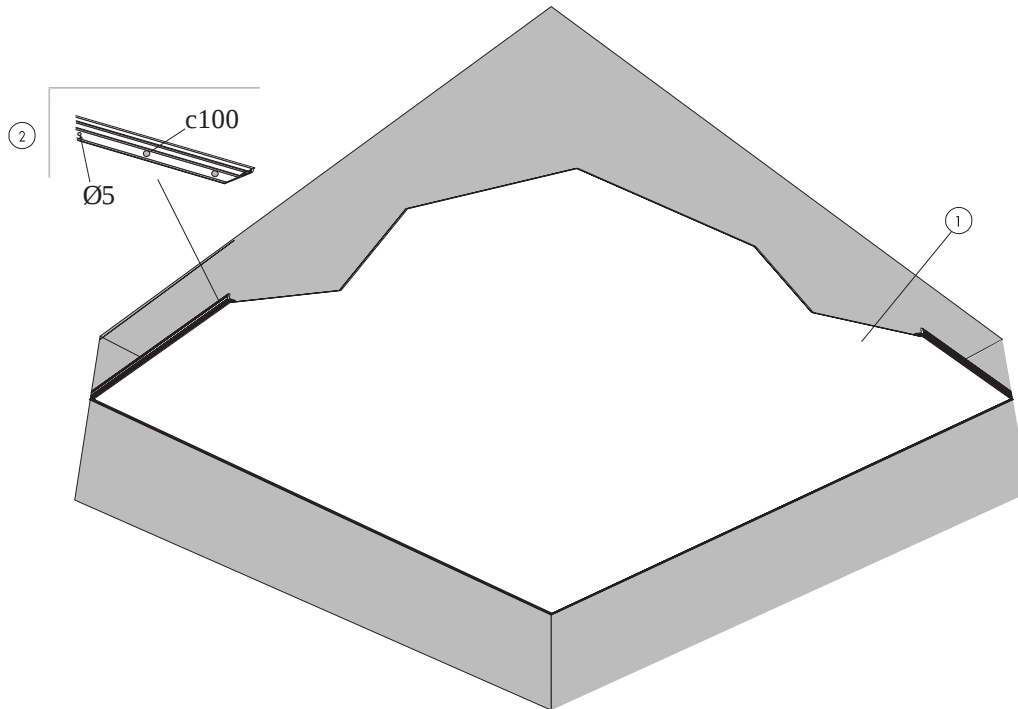
Additional load (lighting, ventilation, etc.) should be hung directly from the soffit.



CE

Clipso technical fabrics are CE-marked according to the European harmonized standard EN14716:2005. CE marked construction products are covered by a Declaration of Performance (DOP) which enables customers and users to easily compare performance of products available on the European market.

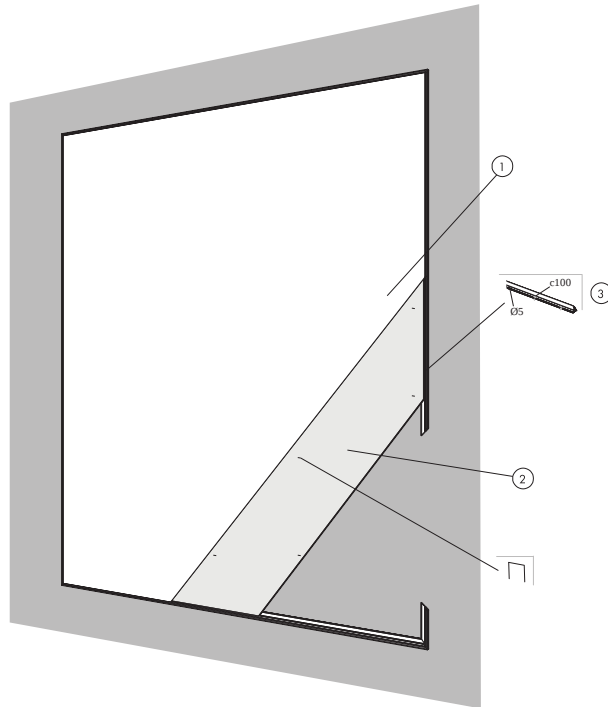
INSTALLATION DIAGRAM (M569) FOR CLIPSO SO CLASSIC, CEILING APPLICATION WITH PCW PROFILES



QUANTITY SPECIFICATION (EXCL. WASTAGE)

	Size, mm					
	x2000	x2500	x3200	x4000	x4500	x5100
1 Clipso 705S technical fabric	as required	as required	as required	as required	as required	as required
2 Clipso PCW profiles	as required	as required	-	as required	as required	as required
Installation and maintenance accessories for Clipso technical fabrics	-	-	-	-	-	-

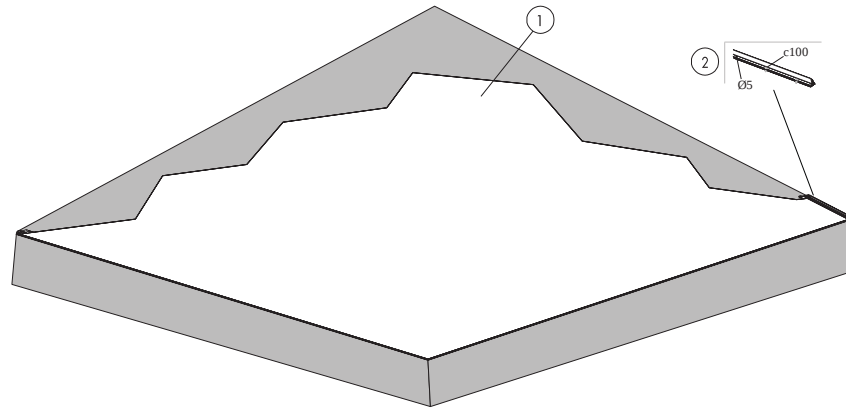
INSTALLATION DIAGRAM (M570) FOR CLIPSO SO CLASSIC, WALL APPLICATION



QUANTITY SPECIFICATION (EXCL. WASTAGE)

	Size, mm					
	x2000	x2500	x3200	x4000	x4500	x5100
1 Clipso 705S technical fabric	as required	as required	as required	as required	as required	as required
2 Wall absorbers for Clipso technical fabrics	as required	as required	-	as required	as required	as required
3 Clipso PCC profiles	as required	as required	-	as required	as required	as required
Installation and maintenance accessories for Clipso technical fabrics	-	-	-	-	-	-

INSTALLATION DIAGRAM (M572) FOR CLIPSO SO CLASSIC, CEILING APPLICATION WITH PCC PROFILES



QUANTITY SPECIFICATION (EXCL. WASTAGE)

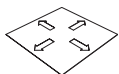
	Size, mm					
	x2000	x2500	x3200	x4000	x4500	x5100
1 Clipso 705S technical fabric	as required	as required	as required	as required	as required	as required
2 Clipso PCC profiles	as required	as required	-	as required	as required	as required
Installation and maintenance accessories for Clipso technical fabrics	-	-	-	-	-	-

Ecophon Clipso™ So Acoustic Antibacterial

Ecophon Clipso™ So Acoustic Antibacterial is a micro perforated knit fabric with a uniform coating, that can be combined with an acoustic absorbent to reduce noise levels. With its Sanitized® antimicrobial protection, Clipso So Acoustic Antibacterial is suitable for healthcare premises and other environments in need of antibacterial properties on ceiling and walls.



SYSTEM RANGE



Size, mm	x2000	x2500	x3000	x4000	x5100
Ceiling	•	•	•	•	•
Wall	•	•	•	•	•
Thickness (THK)	0,4	0,4	0,4	0,4	0,4
Inst. Diag.	M596, M597, M598	M596, M597, M598	M596, M597, M598	M596, M597, M598	M596, M597, M598



Humidity Resistance

Property	Standard/Method	Performance
Dimensional stability under the action of humidity	EN 14716 (appendix C)	0% (MD), 0% (CMD)
Dimensional stability under the action of heat	EN 12280-1 (30 min, 60°C)	0% (MD), 0% (CMD)
Water vapour transmission rate	ISO 2528 (38°C, 90% RH)	1084 g/m ²



Visual appearance

Matt, smooth and uniform. Nearest colour sample RAL 9016.



Cleanability

Use of Clipso Cleaning Kit recommended. Alternatively, other pH-neutral cleaning agents can be used with a soft cloth, provided it has first been tested on a scrap piece or on a non-visible area of the fabric.



Advanced Cleanability

Steam cleaning. Compatible with UV-C disinfection, BIFMA HCF 8.1-2019.



Surface Endurance

Product tested according to ISO 11998, and withstand 200 cycles.



Chemical resistance/Disinfection

Chemical	Active Substance	Concentration
Ethanol	Ethanol	70%
Virkon S	Dipotassium peroxodisulphate; Sulphamic acid	1%
Isopropanol	Isopropyl Alcohol	70%
Anioxy-Spray	Hydrogen peroxide	5%
Sumabac D10	Quaternary ammonium compound, Sodium carbonate	1%

Tested according to ISO 11998 and withstand the following chemicals or disinfectants.



Mould and Bacterial Resistance

Standard/Method	
ISO 846 A	0
ISO 846 C	0
Sanitized®	Compliant



Sanitized® Hygiene Function and Material Protection is a treatment that eliminates harmful microorganisms and provides a barrier against contamination, ensuring cleanliness and safety in areas where it matters the most.



Accessibility

The system supports installation of inspection hatches.



Clean Room

	Standard/Method	Class
ISO 14644	Particle cleanliness class	ISO 4
NF S 90-351	Microbiological class	M1/area 4
NF S 90-351	Particle elimination kinetics	CP(0,5) 5



Installation

Installed with Clipso profiles according to installation diagrams and drawing aid. Non-magnetic system when specific fixation screws are used.



System weight

Area weight 230 g/m² ± 10% (ISO 2286-2)



Mechanical properties

Property	Standard/Method	Performance
Tensile strength	ISO 1421	30 daN/5 cm (MD), 54 daN/5 cm (CMD) (495D) 29 daN/5 cm (MD), 107 daN/5 cm (CMD) (495AC)
Tear strength	EN 1875-3	8.9 daN (MD), 15.9 daN (CMD) (495D) 10.8 daN (MD), 17.7 daN (CMD) (495AC)

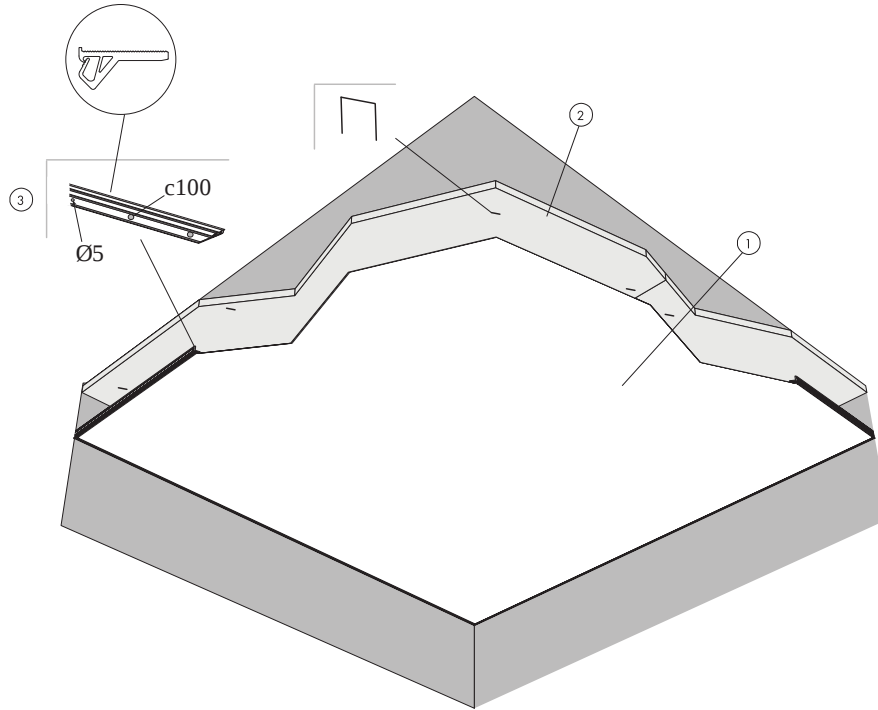
Additional load (lighting, ventilation, etc.) should be hung directly from the soffit.



CE

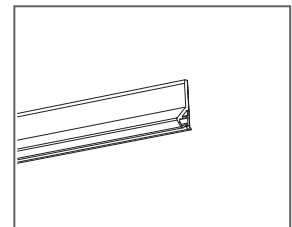
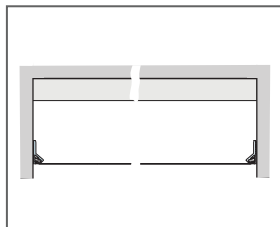
Clipso technical fabrics are CE-marked according to the European harmonized standard EN14716:2005. CE marked construction products are covered by a Declaration of Performance (DOP) which enables customers and users to easily compare performance of products available on the European market.

INSTALLATION DIAGRAM (M596) FOR CLIPSO SO ACOUSTIC AB, CEILING APPLICATION WITH PCW PROFILES

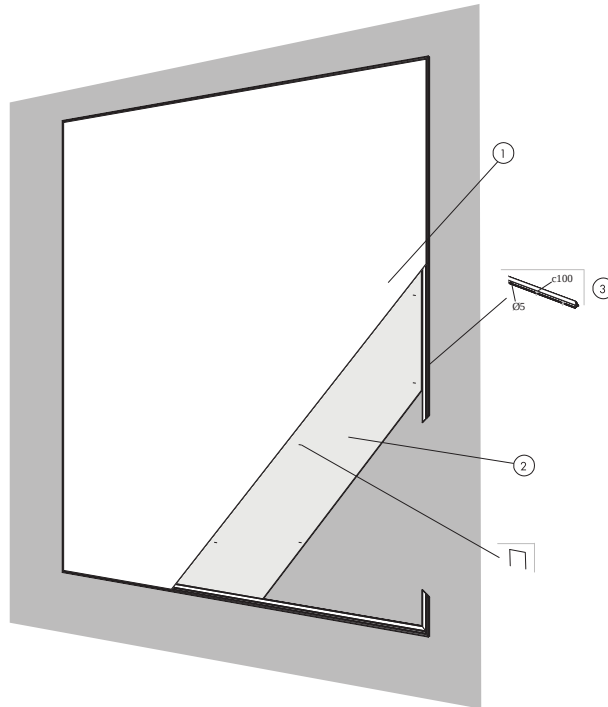


QUANTITY SPECIFICATION (EXCL. WASTAGE)

	Size, mm				
	x2000	x2500	x3000	x4000	x5100
1 Clipso 495 D AB technical fabric	as required	-	as required	as required	as required
2 Alt 1 - Acoustic absorbers for Clipso technical fabrics (glass wool)	as required	-	as required	as required	as required
Alt 2 - Acoustic absorbers for Clipso technical fabrics (polyester fiber)	as required	-	as required	as required	as required
3 Clipso PCW profiles	as required	as required	as required	as required	as required
Installation and maintenance accessories for Clipso technical fabrics	-	-	-	-	-



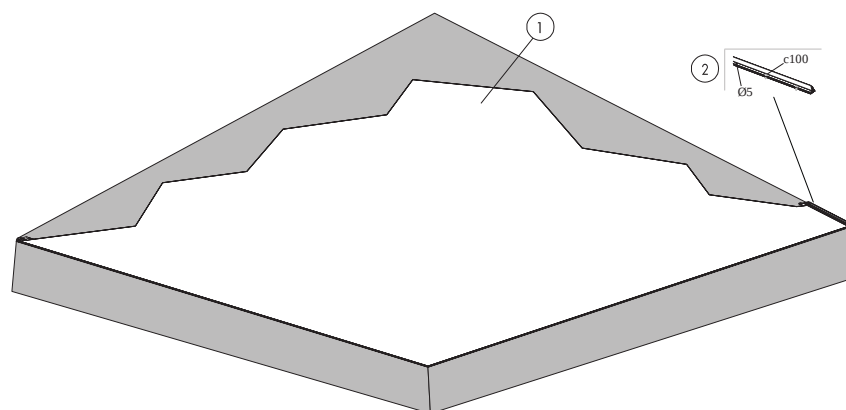
INSTALLATION DIAGRAM (M597) FOR CLIPSO SO ACOUSTIC AB, WALL APPLICATION WITH PCC PROFILES.



QUANTITY SPECIFICATION (EXCL. WASTAGE)

	Size, mm				
	x2000	x2500	x3000	x4000	x5100
1 Clipso 495 D AB technical fabric	as required	-	as required	as required	as required
2 Wall absorbers for Clipso technical fabrics	as required	as required	as required	as required	as required
3 Clipso PCC profiles	as required	as required	as required	as required	as required
Installation and maintenance accessories for Clipso technical fabrics	-	-	-	-	-

INSTALLATION DIAGRAM (M571) FOR CLIPSO SO ACOUSTIC, CEILING APPLICATION WITH PCC PROFILES



QUANTITY SPECIFICATION (EXCL. WASTAGE)

	Size, mm				
	x2000	x2500	x3000	x4000	x5100
1 Clipso 495 D AB technical fabric	as required	-	as required	as required	as required
2 Clipso PCC profiles	as required	as required	as required	as required	as required
Installation and maintenance accessories for Clipso technical fabrics	-	-	-	-	-