

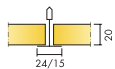
Ecophon Focus™ A

Ecophon Focus™ A has an exposed grid system with easily demountable tiles. For applications where a robust suspended ceiling system is required. Improves absorption in the low frequency range, Ecophon Extra Bass can be installed on top of the suspended ceiling.




DSB Werkbedrijf, Nijmegen, Netherlands


SYSTEM RANGE




| Size, mm | 600x600 | 625x625 | 1200x600 | 1200x1200 | 1250x625 | XL 1600x600 | XL 1800x600 | XL 2000x600 | XL 2400x600 |
|-----------------|-----------|---------|-----------|-----------|----------|----------------|----------------|----------------|----------------|
| Connect T15 | • | | • | • | | | | | |
| Connect T24 | • | • | • | • | • | • | • | • | • |
| T24 | • | | • | • | | | | | |
| Thickness (THK) | 20 | 20 | 20 | 20 | 20 | 20 | 20 | 20 | 20 |
| Inst. Diag. | M01, M399 | M01 DIN | M01, M399 | M01 | M01 DIN | M16, M46 | M16, M46 | M16, M46 | M16, M46 |



Focus A tile



Section of Focus A system with Connect T24



Focus A system

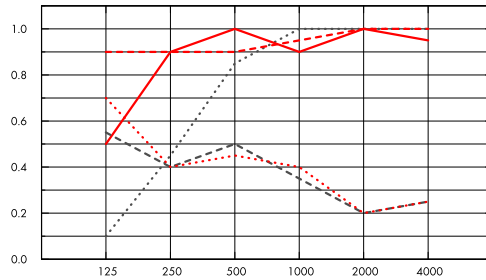


Acoustic

Sound Absorption:

Test results according to EN ISO 354. Classification according to EN ISO 11654, and the single value ratings for Noise Reduction Coefficient, NRC and Sound Absorption Average, SAA according to ASTM C 423.

α_p , Practical sound absorption coefficient



.... Focus A 20 mm, 50 mm o.d.s.
 — Focus A 20 mm, 200 mm o.d.s.
 --- Focus A 20 mm + Extra Bass 50 mm, 200 mm o.d.s.
 ... Focus A gamma 20 mm, 200 mm o.d.s.
 Focus A gamma 20 mm + Extra Bass 50 mm, 200 mm o.d.s.
 o.d.s = overall depth of system

| | THK mm | o.d.s. mm | α_p , Practical sound absorption coefficient | | | | | | α_w | Sound absorption class |
|--------------------|-----------|-----------|---|--------|--------|---------|---------|---------|------------|------------------------|
| | | | 125 Hz | 250 Hz | 500 Hz | 1000 Hz | 2000 Hz | 4000 Hz | | |
| - | 20 | 50 | 0.10 | 0.45 | 0.85 | 1.00 | 1.00 | 1.00 | 0.75 | C |
| - | 20 | 200 | 0.50 | 0.90 | 1.00 | 0.90 | 1.00 | 0.95 | 1.00 | A |
| + Extra Bass, | 70 | 200 | 0.90 | 0.90 | 0.90 | 0.95 | 1.00 | 1.00 | 0.95 | A |
| gamma | 20 | 200 | 0.55 | 0.40 | 0.50 | 0.35 | 0.20 | 0.25 | 0.30 | D |
| gamma + Extra Bass | 70 | 200 | 0.70 | 0.40 | 0.45 | 0.40 | 0.20 | 0.25 | 0.30 | D |

| | THK mm | o.d.s. mm | NRC | SAA |
|--------------------|-----------|-----------|------|------|
| - | 20 | 50 | 0.85 | 0.83 |
| - | 20 | 200 | 0.95 | 0.93 |
| + Extra Bass, | 70 | 200 | 0.95 | 0.93 |
| gamma | 20 | 200 | 0.35 | 0.36 |
| gamma + Extra Bass | 70 | 200 | 0.35 | 0.37 |
| - | 20 | 400 | 0.85 | 0.88 |

| THK mm | AC[1.5] Articulation Class, ASTM E1111, ASTM E1110 | D_{nfw} Weighted normalized flanking level difference, ISO 10848-2 | CAC dB Ceiling Attenuation Class, ASTM 1414, ASTM E413 |
|-----------|--|--|--|
| 20 | 190 | 20 | 21 |



Indoor Air Quality

| Certificate / Label | All Products |
|------------------------------|--------------|
| Eurofins Indoor Air Comfort® | IAC Gold |
| French VOC | A+ |
| Finnish M1 | • |



Cradle to Cradle Certified®



This product is Cradle to Cradle Certified® at Bronze level (version 4.0).



Material Health

This product has received a C2C Certified Material Health Certificate™ at the Silver level (standard version 4.0). The C2C Certified Material Health Certificate™ is a verification of the health and safety of a product's composition using the Material Health requirements of the Cradle-to-Cradle Certified Product Standard.



Environmental Footprint

| | kg CO ₂ equiv/m ² |
|---------------|--|
| Focus A | 2,6 (Focus family EPD in conformity with ISO 14025 / EN 15804) |
| Focus A/Plant | 1,81 (Focus A/Plant EPD in conformity with ISO 14025 / EN 15804) |

Life-cycle stages A1 to C4 from EPD, in conformity with ISO 14025 / EN 15804



Circularity

| | |
|--|------------------|
| Minimum post-consumer recycled content | 51% |
| Recyclability | Fully recyclable |



Fire safety

| Country | Fire standard | Class |
|---------|---------------|----------|
| Europe | EN 13501-1 | A2-s1,d0 |

The glass wool core of the tiles is tested and classified as non-combustible according to EN ISO 1182.



Humidity Resistance

| Product | |
|----------|--------------------------|
| Standard | Class C, RH 95% and 30°C |
| Plant | Class A, RH 70% and 25°C |

According to EN 13964:2014



Visual appearance

White Frost, nearest NCS colour sample S 0500-N, 85% light reflectance. Gloss < 1.



Cleanability

Daily dusting and vacuum cleaning. Weekly wet wiping.



Accessibility

The tiles are easily demountable. Minimum demounting depth according to installation diagrams.



Installation

Installed according to installation diagrams, installation guides and drawing aid. For information regarding minimum overall depth of system see quantity specification.



System weight

| | kg/m ² |
|-------------------------------------|-------------------|
| Focus A | 1,4 |
| Focus A + Connect grid system | 2,4 |
| Focus A/Gamma | 1,8 |
| Focus A/Gamma + Connect grid system | 2,8 |

Weight information is indicative and subject to variation.



Mechanical properties

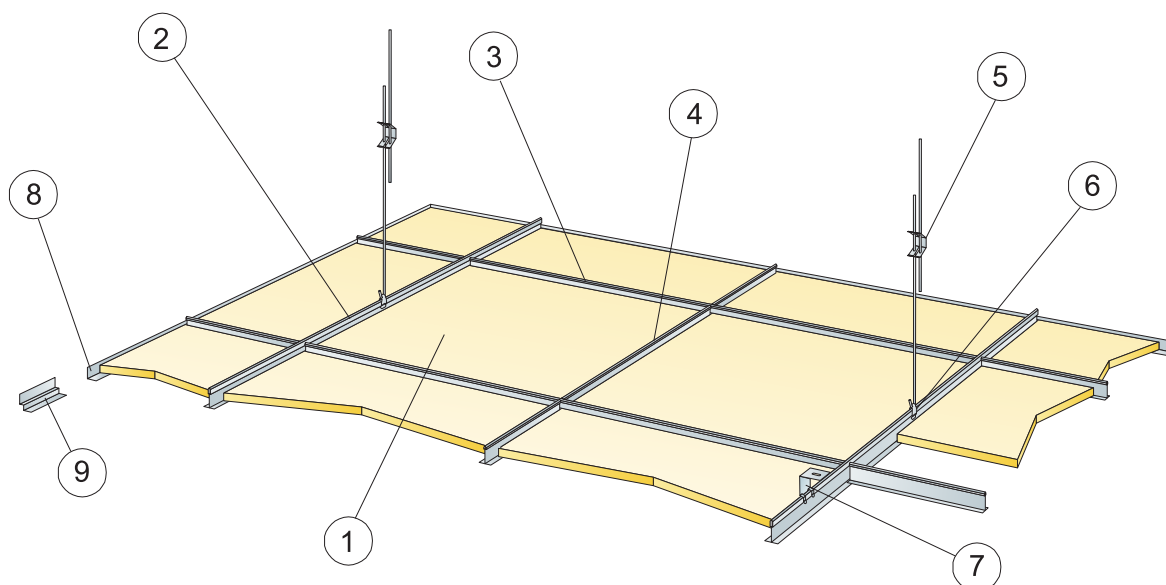
See table about Max live load and Min load bearing capacity and Functional demands, Mechanical properties at www.ecophon.com.



CE

Ecophon ceiling systems are CE marked according to the European harmonized standard EN13964:2014. CE marked construction products are covered by a Declaration of Performance (DOP) which enables customers and users to easily compare performance of products available on the European market.

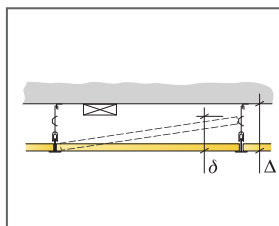
INSTALLATION DIAGRAM (M01) FOR ECOPHON FOCUS A



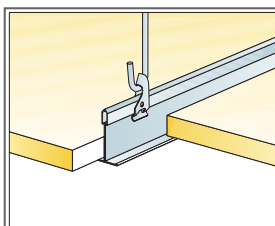
© Ecophon Group

QUANTITY SPECIFICATION (EXCL. WASTAGE)

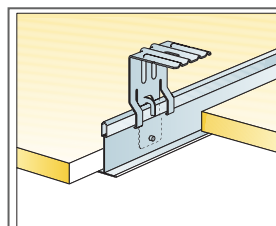
| | Size, mm | | |
|--|---------------------|---------------------|---------------------|
| | 600x600 | 1200x600 | 1200x1200 |
| 1 Focus A | 2,8/m ² | 1,4/m ² | 0,7/m ² |
| 2 Connect T24 or T15 Main runner, installed at 1200 mm centres (max. distance from wall 600 mm, can be extended up to 1200 mm if no live load between Main runner and wall). | 0,9m/m ² | 0,9m/m ² | 0,9m/m ² |
| 3 Connect T24 or T15 Cross tee, L=1200 mm, installed at 600 mm centres | 1,7m/m ² | 1,7m/m ² | 0,9m/m ² |
| 4 Connect T24 or T15 Cross tee, L=600 mm | 0,9m/m ² | - | - |
| 5 Connect Adjustable hanger, installed at 1200 mm centres (max. distance from wall 600 mm) | 0,7/m ² | 0,7/m ² | 0,7/m ² |
| 6 Connect Hanger Clip (not to be used in swimming hall environments) | 0,7/m ² | 0,7/m ² | 0,7/m ² |
| 7 For direct installation: Connect Direct Bracket, installed at 1200 mm centres | 0,7/m ² | 0,7/m ² | 0,7/m ² |
| 8 Connect Angle trim, fixed at 300 mm centres | as required | as required | as required |
| 9 Connect Shadow-line trim, fixed at 300 mm centres | as required | as required | as required |
| Δ Min. overall depth of system, with adjustable hanger: 100 mm, with direct bracket: 50 mm | - | - | - |
| δ Min. demounting depth: 120 mm (130 mm with 1200x1200) | - | - | - |
| For luminaire integration in panels use Connect Bridging | - | - | - |
| When using panels in format 1200x1200 mm and XL-format in combination with T15 grid, secure grid with wall brackets | - | - | - |



See Quantity specification



Suspension with adjustable hanger and clip

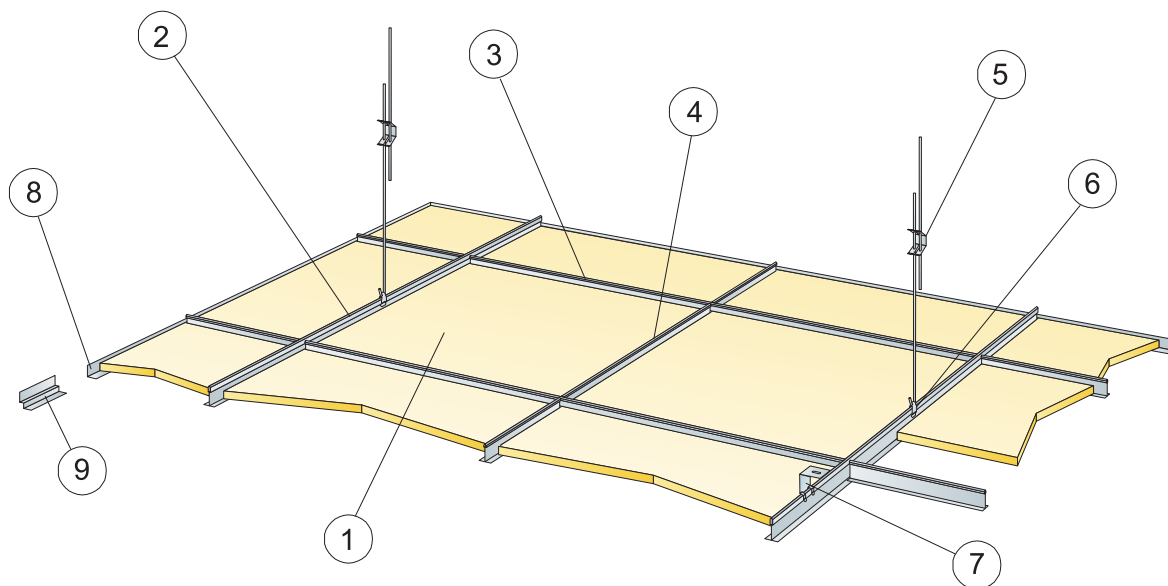


Suspension with direct bracket

| Size, mm | Max live load (N) | Min load bearing capacity (N) |
|--------------|-------------------|-------------------------------|
| 600x600x20 | 50 | 160 |
| 1200x600x20 | 50 | 160 |
| 1200x1200x20 | 50 | 160 |

Live load/load bearing capacity

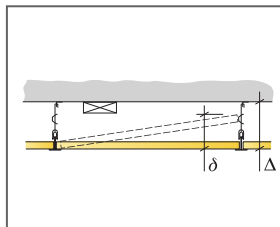
INSTALLATION DIAGRAM (M01) FOR ECOPHON FOCUS A



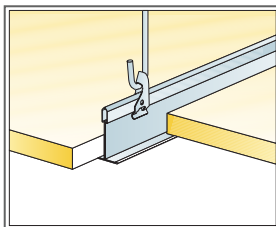
© Ecophon Group

QUANTITY SPECIFICATION (EXCL. WASTAGE)

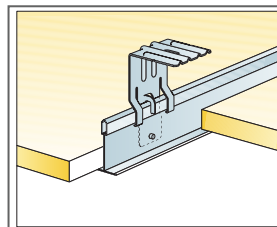
| | Size, mm | |
|--|---------------------|---------------------|
| | 625x625 | 1250x625 |
| 1 Focus A | 2,6/m ² | - |
| 2 Connect T24 Main Runner, installed at 1250 mm centres for DIN (only white profiles) | 0,8m/m ² | 0,8m/m ² |
| 3 Connect T24 or T15 Cross Tee, L=1250 mm, installed at 625 mm centres | 1,6m/m ² | 1,6m/m ² |
| 4 Connect T24 or T15 Cross Tee, L=625 mm | 0,8m/m ² | - |
| 5 Connect Adjustable Hanger, installed at 1250 mm centres (max. distance from wall 600 mm) | 0,7/m ² | 0,7/m ² |
| 6 Connect Hanger Clip (not to be used in swimming hall environments) | 0,7/m ² | 0,7/m ² |
| 7 For direct installation: Connect Direct Bracket, installed at 1250 mm centres | 0,7/m ² | 0,7/m ² |
| 8 Connect Angle trim, fixed at 300 mm centres | as required | as required |
| 9 Connect Shadow-line trim, fixed at 300 mm centres | as required | as required |
| Δ Min. overall depth of system, with adjustable hanger: 100 mm, with direct bracket: 50 mm | - | - |
| δ Min. demounting depth: 120 mm | - | - |
| For luminaire integration in panels use Connect Bridging | - | - |



See Quantity specification



Suspension with adjustable hanger and clip

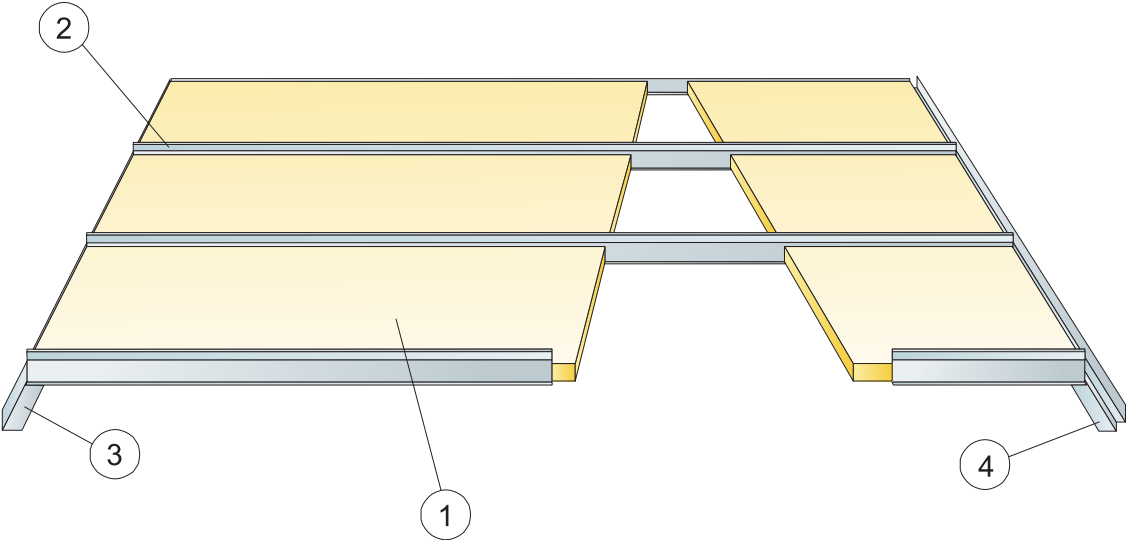


Suspension with direct bracket

| Size, mm | Max live load (N) | Min load bearing capacity (N) |
|-------------|-------------------|-------------------------------|
| 625x625x20 | 40 | 160 |
| 1250x625x20 | - | - |

Live load/load bearing capacity

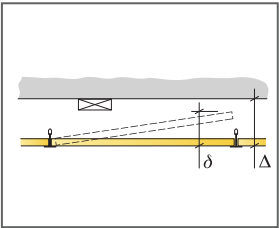
INSTALLATION DIAGRAM (M16) FOR ECOPHON FOCUS A XL IN CORRIDORS



© Ecophon Group

QUANTITY SPECIFICATION (EXCL. WASTAGE)

| | | Size, mm | | | |
|---------------------------------------|---|-------------|-------------|-------------|-------------|
| | | 1600x600 | 1800x600 | 2000x600 | 2400x600 |
| 1 | Focus A | 1,05/m² | 0,95/m² | 0,85/m² | 0,7/m² |
| 2 | Connect T24 Corridor profile, installed at 600 mm centres | 1,05/m² | 0,95/m² | 0,85/m² | 0,7/m² |
| 3 | Connect Angle trim, fixed at 200 mm centres | as required | as required | as required | as required |
| 4 | Connect Shadow-line trim, fixed at 200 mm centres | as required | as required | as required | as required |
| Δ Min. overall depth of system: 40 mm | | - | - | - | - |
| δ Min. demounting depth: 65 mm | | - | - | - | - |

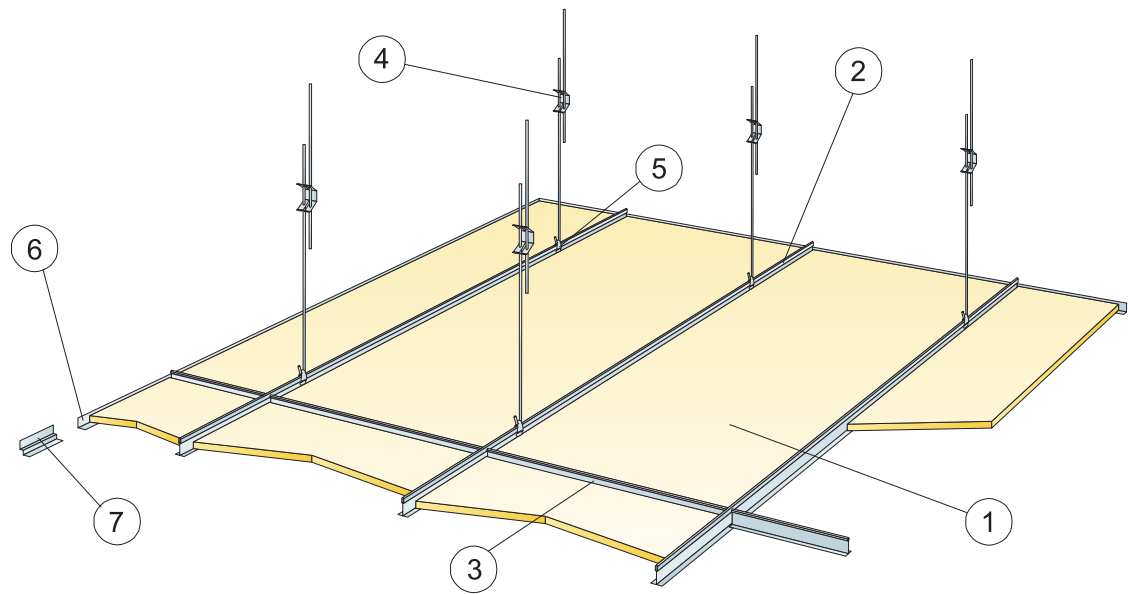


See Quantity specification

| Size, mm | Max live load (N) | Min load bearing capacity (N) |
|-------------|-------------------|-------------------------------|
| 1600x600x20 | 40 | - |
| 1800x600x20 | 20 | - |
| 2000x600x20 | 10 | - |
| 2400x600x20 | 0 | - |

Live load/load bearing capacity

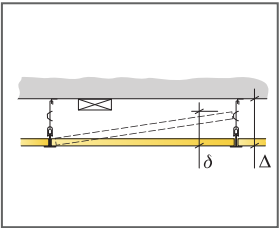
INSTALLATION DIAGRAM (M46) FOR ECOPHON FOCUS A XL



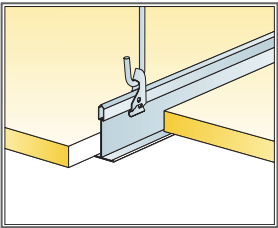
© Ecophon Group

QUANTITY SPECIFICATION (EXCL. WASTAGE)

| | Size, mm | | | |
|--|----------------------|---------------------|---------------------|----------------------|
| | 1600x600 | 1800x600 | 2000x600 | 2400x600 |
| 1 Focus A | 1,05/m ² | 0,95/m ² | 0,85/m ² | 0,7/m ² |
| 2 Connect T24 Main runner, installed at 600 mm centres | 1,7m/m ² | 1,7m/m ² | 1,7m/m ² | 1,7m/m ² |
| 3 Connect T24 Cross tee, L=600 mm | 0,65m/m ² | 0,6m/m ² | 0,5m/m ² | 0,45m/m ² |
| 4 Connect Adjustable hanger, installed at 1500 mm centres (max. distance from wall 450 mm) | 1,1/m ² | 1,1/m ² | 1,1/m ² | 1,1/m ² |
| 5 Connect Hanger clip | 1,1/m ² | 1,1/m ² | 1,1/m ² | 1,1/m ² |
| 6 Connect Angle trim, fixed at 300 mm centres | as required | as required | as required | as required |
| 7 Connect Shadow-line trim, fixed at 300 mm centres | as required | as required | as required | as required |
| Δ Min. overall depth of system: 100 mm | - | - | - | - |
| δ Min. demounting depth: 100 mm | - | - | - | - |



See Quantity specification

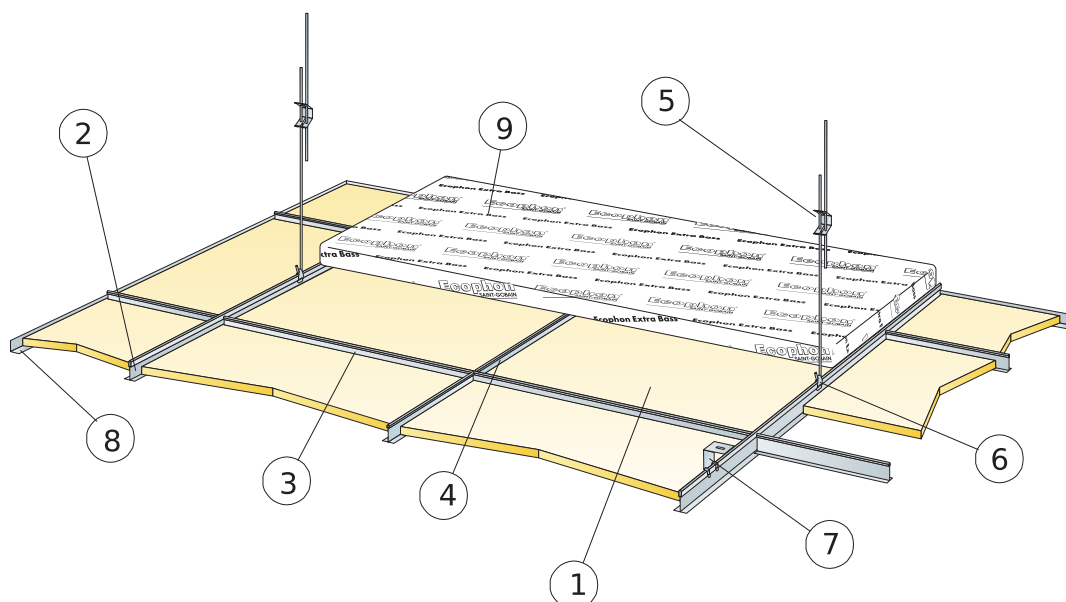


Suspension with adjustable hanger and clip

| Size, mm | Max live load (N) | Min load bearing capacity (N) |
|-------------|-------------------|-------------------------------|
| 1600x600x20 | 50 | 160 |
| 1800x600x20 | 50 | 160 |
| 2000x600x20 | 50 | 160 |
| 2400x600x20 | 50 | 160 |

Live load/load bearing capacity

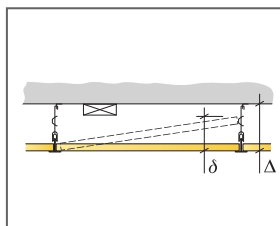
INSTALLATION DIAGRAM (M399) FOR ECOPHON FOCUS A



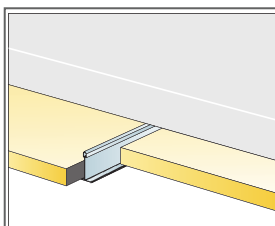
© Ecophon Group

QUANTITY SPECIFICATION (EXCL. WASTAGE)

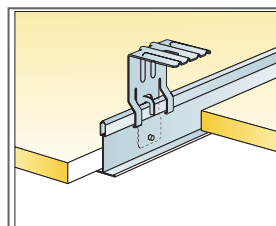
| | Size, mm | |
|---|---------------------|---------------------|
| | 600x600 | 1200x600 |
| 1 Focus A | 2,8/m ² | 1,4/m ² |
| 2 Connect T24 Main runner black, installed at 1200 mm centres (max. distance from wall 600 mm, can be extended up to 1200 mm if no live load between Main runner and wall). | 0,9m/m ² | 0,9m/m ² |
| 3 Connect T24 Cross tee black, L=1200 mm, installed at 600 mm centres | 1,7m/m ² | 1,7m/m ² |
| 4 Connect T24 Cross tee black, L=600 mm | 0,9m/m ² | - |
| 5 Connect Adjustable Hanger, installed at 1200 mm centres (max. distance from wall 600 mm) | 0,7/m ² | 0,7/m ² |
| 6 Connect Hanger Clip (not to be used in swimming hall environments) | 0,7/m ² | 0,7/m ² |
| 7 For direct installation: Connect Direct Bracket, installed at 1200 mm centres | 0,7/m ² | 0,7/m ² |
| 8 Connect Angle trim black, (fixed at 300 mm centres) | as required | as required |
| 9 Extra Bass (1200x600x50 mm) | 0,7/m ² | 0,7/m ² |
| Δ Min. overall depth of system: Focus A: 50 mm (Direct bracket). Focus A/with Extra bass: 100 mm. | - | - |
| δ Min. demounting depth: Focus A: 130 mm, Focus A/with Extra bass: 170 mm | - | - |



See Quantity specification



Installation with Extra Bass



Fixing with direct bracket

| Size, mm | Max live load (N) | Min load bearing capacity (N) |
|-------------|-------------------|-------------------------------|
| 600x600x20 | 50 | 160 |
| 1200x600x20 | 50 | 160 |

Live load/load bearing capacity

Ecophon Focus™ B


Ecophon Focus™ B are bonded edge-to-edge directly to the soffit surface, creating a ceiling with a smooth appearance. The bevelled edge creates a narrow groove between each tile. For applications where the minimum possible overall depth of system is required.




SYSTEM RANGE




| Size, mm | 600x600 | 1200x600 |
|-----------------|---------|----------|
| Direct | • | • |
| Thickness (THK) | 20 | 20 |
| Inst. Diagr. | M03 | M03 |



Focus B tile



Section of Focus B system



Focus B system

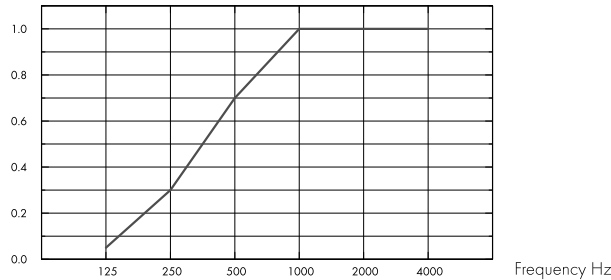


Acoustic

Sound Absorption:

Test results according to EN ISO 354. Classification according to EN ISO 11654, and the single value ratings for Noise Reduction Coefficient, NRC and Sound Absorption Average, SAA according to ASTM C 423.

α_p , Practical sound absorption coefficient



— Focus B 20 mm, 23 mm o.d.s.

o.d.s = overall depth of system

| THK mm | o.d.s. mm | α_p , Practical sound absorption coefficient | | | | | | α_w | Sound absorption class |
|-----------|-----------|---|--------|--------|---------|---------|---------|------------|------------------------|
| | | 125 Hz | 250 Hz | 500 Hz | 1000 Hz | 2000 Hz | 4000 Hz | | |
| 20 | 23 | 0.05 | 0.30 | 0.70 | 1.00 | 1.00 | 1.00 | 0.60 | C |

| THK mm | o.d.s. mm | NRC | SAA |
|-----------|-----------|------|------|
| 20 | 23 | 0.75 | 0.77 |



Indoor Air Quality

| Certificate / Label | All Products |
|------------------------------|--------------|
| Eurofins Indoor Air Comfort® | IAC Gold |
| French VOC | A+ |
| Finnish M1 | • |



Cradle to Cradle Certified®



This product is Cradle to Cradle Certified® at Bronze level (version 4.0).



Material Health

This product has received a C2C Certified Material Health Certificate™ at the Silver level (standard version 4.0). The C2C Certified Material Health Certificate™ is a verification of the health and safety of a product's composition using the Material Health requirements of the Cradle-to-Cradle Certified Product Standard.



Environmental Footprint

| kg CO ₂ equiv./m ² | |
|--|------|
| Focus B | 4,10 |

Life-cycle stages A1 to C4 from EPD, in conformity with ISO 14025 / EN 15804



Circularity

| | |
|--|------------------|
| Minimum post-consumer recycled content | 56% |
| Recyclability | Fully recyclable |



Fire safety

| Country | Fire standard | Class | The glass wool core of the tiles is tested and classified as non-combustible according to EN ISO 1182. |
|---------|---------------|----------|--|
| Europe | EN 13501-1 | A2-s1,d0 | |



Humidity Resistance

Class C, relative humidity 95% and 30°C, according to EN 13964:2014



Visual appearance

White Frost, nearest NCS colour sample S 0500-N, 85% light reflectance. Gloss < 1.



Cleanability

Daily dusting and vacuum cleaning. Weekly wet wiping.



Accessibility

The tiles are not demountable.



Installation

Installed according to installation diagrams, installation guides and drawing aid. For information regarding minimum overall depth of system see quantity specification. Rendered surfaces must have sufficient strength to be able to carry the load imposed by the tiles. If doubts, test gluing should be carried out. The surface should always be dry and clean. For best result the surface should be even.



System weight

| | kg/m ² | Weight information is indicative and subject to variation. |
|---------|-------------------|--|
| Focus B | 2,5 | |



Mechanical properties

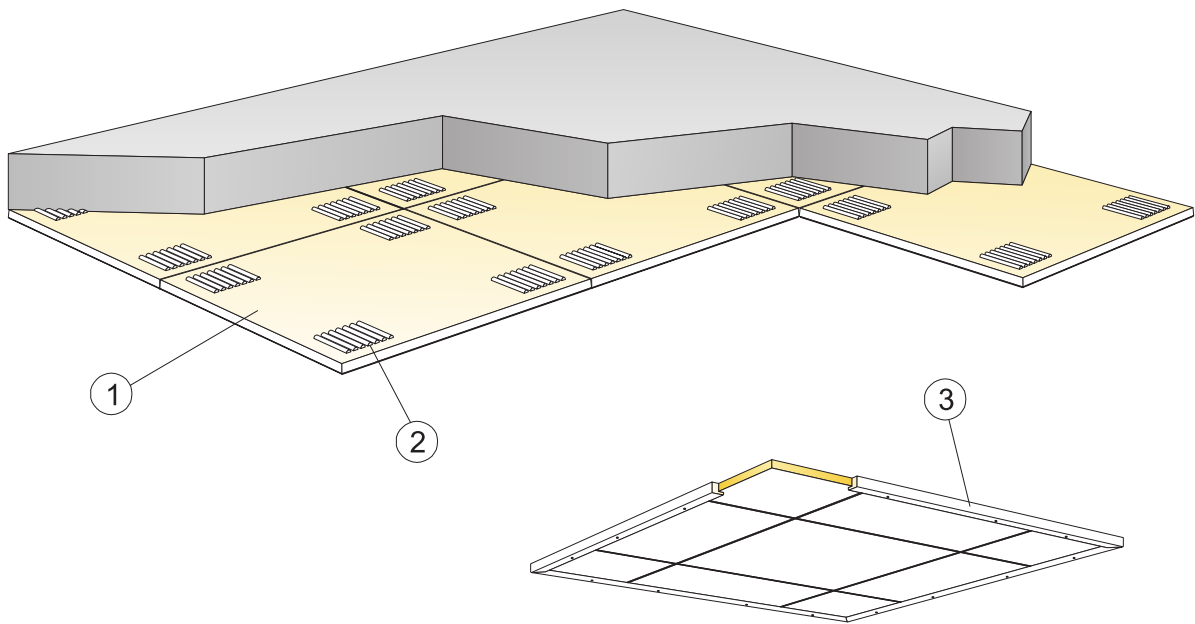
Additional live load has to be fixed to the soffit.



CE

Ecophon ceiling systems are CE marked according to the European harmonized standard EN 13964:2014. CE marked construction products are covered by a Declaration of Performance (DOP) which enables customers and users to easily compare performance of products available on the European market.

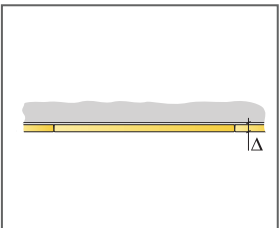
INSTALLATION DIAGRAM (M03) FOR ECOPHON FOCUS B, USING CONNECT ABSORBER GLUE



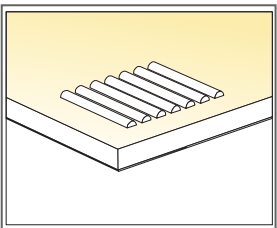
© Ecophon Group

QUANTITY SPECIFICATION (EXCL. WASTAGE)

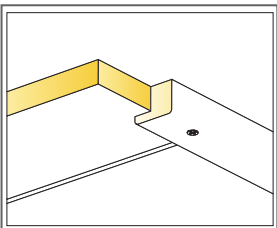
| | Size, mm | |
|---|-------------|-------------|
| | 600x600 | 1200x600 |
| 1 Focus B | 2,8/m² | - |
| 2 Connect Absorber glue [0,25 l/m² - 0,4 l/m² depending on installation conditions] | as required | as required |
| Use Connect Notched spatula to apply the glue. | - | - |
| 3 When installing floating ceilings: Connect Wood trim, L=2500, fixed at 500 mm centres | as required | as required |
| Δ Min. overall depth of system: 23 mm | - | - |
| δ Min. demounting depth: The system is not demountable | - | - |
| Visible edges should be painted | - | - |



See Quantity specification



Application of glue



Wood trim for floating installation

| Size, mm | Max live load (N) | Min load bearing capacity (N) |
|-------------|-------------------|-------------------------------|
| 600x600x20 | - | - |
| 1200x600x20 | - | - |

Live load/load bearing capacity

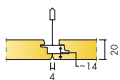
Ecophon Focus™ Ds

Ecophon Focus™ Ds is ideal when looking for a modular acoustic ceiling with discreet edge design. It has a concealed grid and bevelled edges with a narrow groove between each tile. Easy to install with the possibility to integrate light fittings and ventilation. For applications with high demand on both acoustics and design, and where individual tiles must be easily demountable. Installed with Precision Lock system – patent pending.




Sweden


SYSTEM RANGE




| Size, mm | 600x600 | 1200x600 | 1200x1200 | XL 1600x600 | XL 1800x600 | XL 2000x600 | XL 2400x600 |
|-----------------|----------------------------------|----------------------------------|-----------|----------------|----------------|----------------|----------------|
| T24 | • | • | • | • | • | • | • |
| Thickness (THK) | 20 | 20 | 20 | 20 | 20 | 20 | 20 |
| Inst. Diag. | M581, M583, M584 , M613, M614 | M581, M583, M584 , M613, M614 | M582 | M581, M238 | M581, M238 | M581, M238 | M581, M238 |



Focus Ds tile



Section of Focus Ds system with
Connect T24 Main runner PL



Focus Ds system



The individual tiles are easily
dismountable

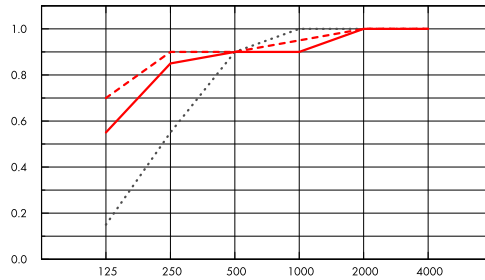


Acoustic

Sound Absorption:

Test results according to EN ISO 354. Classification according to EN ISO 11654, and the single value ratings for Noise Reduction Coefficient, NRC and Sound Absorption Average, SAA according to ASTM C 423.

α_p , Practical sound absorption coefficient



.... Focus Ds 20 mm, 65 mm o.d.s.

— Focus Ds 20 mm, 200 mm o.d.s.

- - - Focus Ds 20 mm + Extra Bass 50 mm, 200 mm o.d.s.

o.d.s = overall depth of system

| | THK mm | o.d.s. mm | α_p , Practical sound absorption coefficient | | | | | | α_w | Sound absorption class |
|--------------|-----------|-----------|---|--------|--------|---------|---------|---------|------------|------------------------|
| | | | 125 Hz | 250 Hz | 500 Hz | 1000 Hz | 2000 Hz | 4000 Hz | | |
| - | 20 | 65 | 0.15 | 0.55 | 0.90 | 1.00 | 1.00 | 1.00 | 0.85 | B |
| - | 20 | 200 | 0.55 | 0.85 | 0.90 | 0.90 | 1.00 | 1.00 | 0.95 | A |
| + Extra Bass | 70 | 200 | 0.70 | 0.90 | 0.90 | 0.95 | 1.00 | 1.00 | 0.95 | A |

| | THK mm | o.d.s. mm | NRC | SAA |
|--------------|-----------|-----------|------|------|
| - | 20 | 65 | 0.85 | 0.86 |
| - | 20 | 200 | 0.90 | 0.93 |
| + Extra Bass | 70 | 200 | 0.95 | 0.95 |

| THK mm | AC(1.5) Articulation Class, ASTM E1111, ASTM E1110 | D_{nfw} Weighted normalized flanking level difference, ISO 10848-2 | CAC dB Ceiling Attenuation Class, ASTM 1414, ASTM E413 |
|-----------|--|--|--|
| 20 | 180 | 24 | 23 |



Indoor Air Quality

| Certificate / Label | All Products |
|------------------------------|--------------|
| Eurofins Indoor Air Comfort® | IAC Gold |
| French VOC | A+ |
| Finnish M1 | • |





Cradle to Cradle Certified®



This product is Cradle to Cradle Certified® at Bronze level (version 4.0).



Material Health

This product has received a C2C Certified Material Health Certificate™ at the Silver level (standard version 4.0). The C2C Certified Material Health Certificate™ is a verification of the health and safety of a product's composition using the Material Health requirements of the Cradle-to-Cradle Certified Product Standard.



Environmental Footprint

| | kg CO ₂ equiv/m ² | Life-cycle stages A1 to C4 from EPD, in conformity with ISO 14025 / EN 15804 |
|------------------------|---|--|
| Focus Ds (EN 15804+A2) | 3,70 | |



Circularity

| | |
|--|------------------|
| Minimum post-consumer recycled content | 54% |
| Recyclability | Fully recyclable |



Fire safety

| Country | | Class | The glass wool core of the tiles is tested and classified as non-combustible according to EN ISO 1182. |
|---------|------------|----------|--|
| Europe | EN 13501-1 | A2-s1,d0 | |



Humidity Resistance

Class C, relative humidity 95% and 30°C, according to EN 13964:2014



Visual appearance

White Frost, nearest NCS colour sample S 0500-N, 85% light reflectance. Gloss < 1.



Cleanability

Daily dusting and vacuum cleaning. Weekly wet wiping.



Accessibility

The tiles in size 600x600 and 1200x600 are easily demountable. The tiles in size 1200x1200 and XL sizes are demountable. Minimum demounting depth according to installation diagrams.



Installation

Installed according to installation diagrams, installation guides and drawing aid. For information regarding minimum overall depth of system see quantity specification. The systems are not recommended for small rooms (approximately 2x2 m2). Ceilings with a large amount of integrations require careful planning, design and installation.



System weight

| | kg/m ² | Weight information is indicative and subject to variation. |
|--------------------------------|-------------------|--|
| Focus Ds | 2 | |
| Focus Ds + Connect grid system | 2,9 | |



Mechanical properties

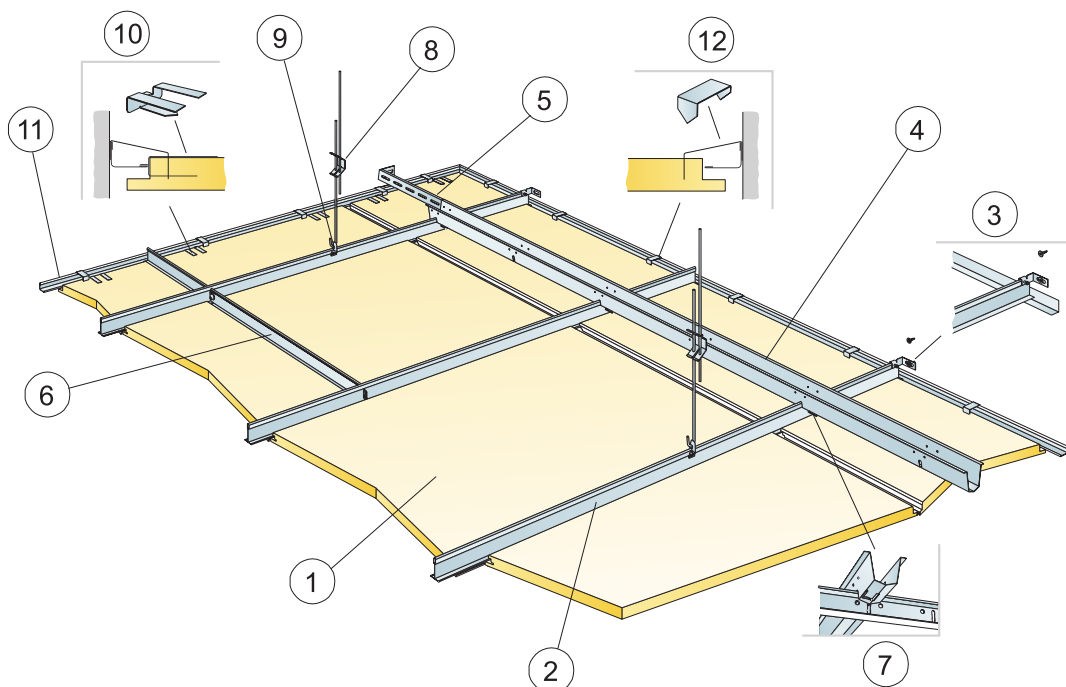
See table about Max live load and Min load bearing capacity and Functional demands, Mechanical properties at www.ecophon.com.



CE

Ecophon ceiling systems are CE marked according to the European harmonized standard EN13964:2014. CE marked construction products are covered by a Declaration of Performance (DOP) which enables customers and users to easily compare performance of products available on the European market.

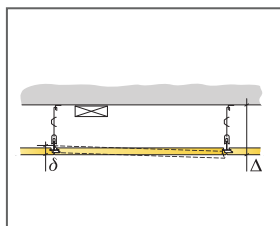
INSTALLATION DIAGRAM (M581) FOR ECOPHON FOCUS DS 600X600, 1200X600 MM AND ECOPHON FOCUS DS XL. SUSPENDED INSTALLATION



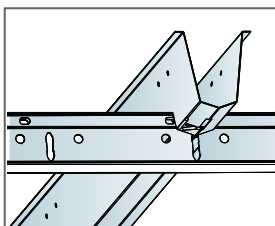
©Saint-Gobain Ecophon AB

QUANTITY SPECIFICATION (EXCL. WASTAGE)

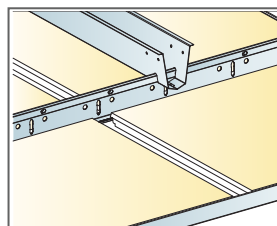
| | Size, mm | | | | | |
|--|---|---------------------|---------------------|---------------------|---------------------|---------------------|
| | 600x600 | 1200x600 | 1600x600 | 1800x600 | 2000x600 | 2400x600 |
| 1 Focus Ds | 2,8/m ² | 1,4/m ² | 1,05/m ² | 0,95/m ² | 0,85/m ² | 0,7/m ² |
| 2 Connect T24 Main Runner PL, installed at 600 mm centres | 1,7m/m ² | 1,7m/m ² | 1,7m/m ² | 1,7m/m ² | 1,7m/m ² | 1,7m/m ² |
| 3 Connect Wall Bracket for T-profiles | 1/suspended row of Main runner | | | | | |
| 4 Connect Space Bar, installed at 1500 mm centres (max. distance from wall 0,7m/300 mm) | 0,7m/m ² | 0,7m/m ² | 0,7m/m ² | 0,7m/m ² | 0,7m/m ² | 0,7m/m ² |
| 5 Connect Wall Bracket, L=700 mm, for Connect Space Bar | 1/row of Space bar | | | | | |
| 6 Connect T24 Cross Tee, L=600 mm | 2/row of Main runner | | | | | |
| 7 Connect Space Bar Winch, installed one per joint Connect Main Runner/Connect Space Bar | 1,4/m ² | 1,4/m ² | 1,4/m ² | 1,4/m ² | 1,4/m ² | 1,4/m ² |
| 8 Connect Adjustable Hanger, installed at 1200 mm centres (max. distance from wall 600 mm) | 0,7/m ² | 0,7/m ² | 0,7/m ² | 0,7/m ² | 0,7/m ² | 0,7/m ² |
| 9 Connect Hanger Clip (not to be used in swimming hall environments) | 0,7/m ² | 0,7/m ² | 0,7/m ² | 0,7/m ² | 0,7/m ² | 0,7/m ² |
| 10 Connect Support clip Dg20 | 1 pc/300-400 mm on every cut perimeter tile with only 1 supporting edge | | | | | |
| 11 Connect Angle trim 15/22, fixed at 300 mm centres | as required | as required | as required | as required | as required | as required |
| 12 Connect Perimeter tile clip | 1/300-400mm on any cut edge | | | | | |
| Δ Min. overall depth of system: 120 mm | - | - | - | - | - | - |
| δ Min. demounting depth: 30 mm | - | - | - | - | - | - |
| For luminaire integration in panels use Connect Bridging | - | - | - | - | - | - |



See Quantity Specification



Connection between profiles with space bar winch

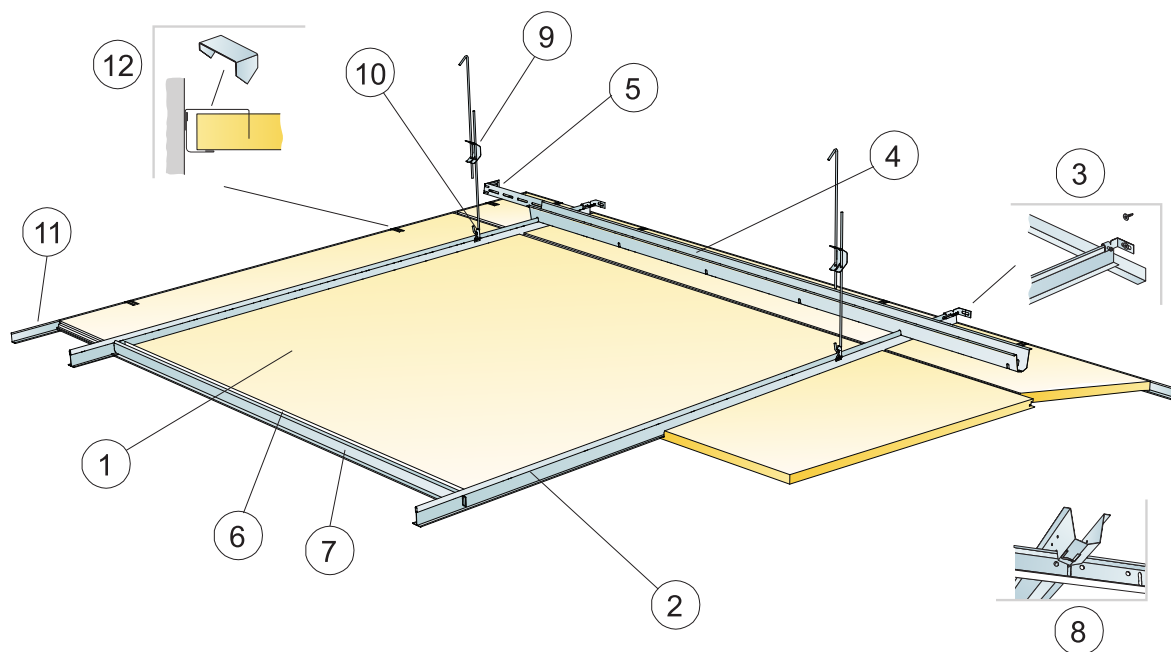


Installation with Main runner PL and space bar

| Size, mm | Max live load (N) | Min load bearing capacity (N) |
|-------------|-------------------|-------------------------------|
| 600x600x20 | 35 | 160 |
| 1200x600x20 | 35 | 160 |
| 1600x600x20 | 35 | 160 |
| 1800x600x20 | 35 | 160 |
| 2000x600x20 | 35 | 160 |
| 2400x600x20 | 35 | 160 |

Live load/load bearing capacity

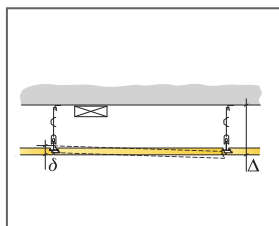
INSTALLATION DIAGRAM (M582) FOR ECOPHON FOCUS DS 1200X1200 MM. SUSPENDED INSTALLATION



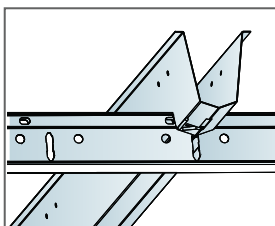
©Saint-Gobain Ecophon AB

QUANTITY SPECIFICATION (EXCL. WASTAGE)

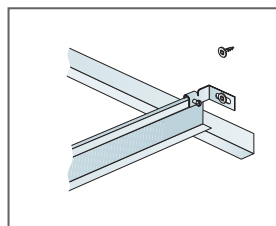
| | | Size, mm |
|--|--|--------------------------------|
| | | 1200x1200 |
| 1 | Focus Ds | 0,7/m ² |
| 2 | Connect T24 Main Runner PL, installed at 1200 mm centres | 0,9m/m ² |
| 3 | Connect Wall Bracket for T-profiles | 1/suspended row of Main runner |
| 4 | Connect Space Bar, installed at 1500 mm centres (max. distance from wall 300 mm) | 0,7m/m ² |
| 5 | Connect Wall Bracket, L=700 mm, for Connect Space Bar | 1/row of Space bar |
| 6 | Connect Edge stiffener | 1,4/m ² |
| 7 | Connect T24 Cross tee, L=1200 mm | 2/row of Main runner |
| 8 | Connect Space Bar Winch, installed one per joint Connect Main Runner/Connect Space Bar | 0,7/m ² |
| 9 | Connect Adjustable Hanger, installed at 1200 mm centres (max. distance from wall 600 mm) | 0,7/m ² |
| 10 | Connect Hanger Clip (not to be used in swimming hall environments) | 0,7/m ² |
| 11 | Connect Angle trim 15/22, fixed at 300 mm centres | as required |
| 12 | Connect Perimeter tile clip | 1/300-400mm on any cut edge |
| Δ Min. overall depth of system: 120 mm | | - |
| δ Min. demounting depth: 50 mm | | - |
| For luminaire integration in panels use Connect Bridging | | - |



See Quantity specification



Connection between profiles with space bar winch

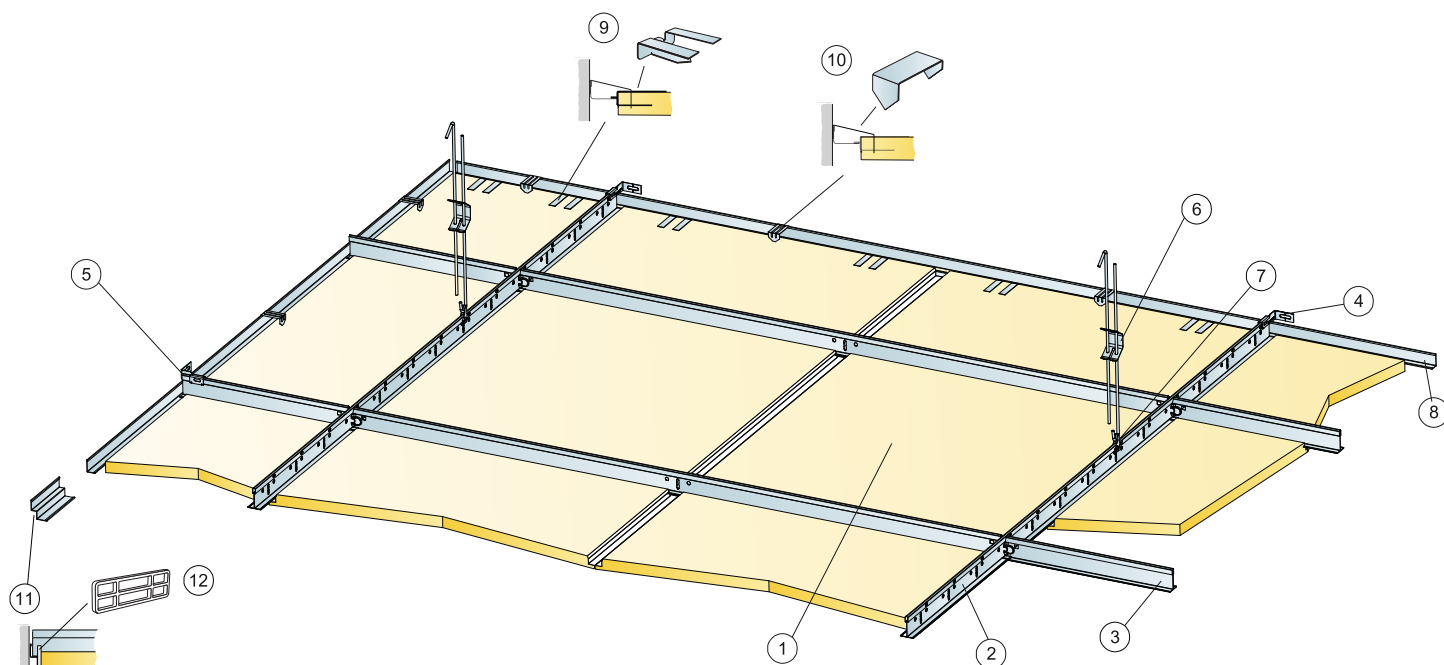


Secured Main runner at wall with Connect Wall bracket

| Size, mm | Max live load (N) | Min load bearing capacity (N) |
|--------------|-------------------|-------------------------------|
| 1200x1200x20 | 50 | 160 |

Live load/load bearing capacity

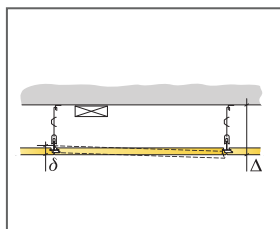
INSTALLATION DIAGRAM (M583) FOR ECOPHON FOCUS DS 600X600, 1200X600 MM. SUSPENDED INSTALLATION



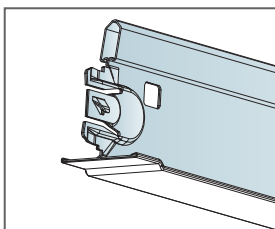
©Saint-Gobain Ecophon AB

QUANTITY SPECIFICATION (EXCL. WASTAGE)

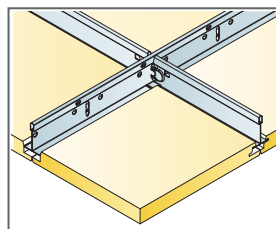
| Size, mm | | |
|--|---|---------------------|
| | 600x600 | 1200x600 |
| 1 Focus Ds | 2,8/m ² | 1,4/m ² |
| 2 Connect T24 Main Runner PL, installed at 1200 mm centres | 0,9m/m ² | 0,9m/m ² |
| 3 Connect T24 Cross Tee PL, L=1200 mm, installed at 600 mm centres | 1,7m/m ² | 1,7m/m ² |
| 4 Connect Wall Bracket, fixed 1200mm centres for Main runner | 2/suspended row of Main runner | |
| 5 Connect Wall Bracket, fixed 1200mm centres for Cross tee | 1/row of cross tee | |
| 6 Connect Adjustable Hanger, installed at 1200 mm centres (max. distance from wall 600 mm) | 0,7/m ² | 0,7/m ² |
| 7 Connect Hanger Clip (not to be used in swimming hall environments) | 0,7/m ² | 0,7/m ² |
| 8 Connect Angle trim 15/22, fixed at 300 mm centres | as required | as required |
| 9 Connect Support clip Dg20 | 1 pc/300-400 mm on every cut perimeter tile with only 1 supporting edge | |
| 10 Connect Perimeter tile clip | 1/perimeter tile | |
| 11 Connect Shadow-line trim, fixed at 300 mm centres | as required | as required |
| 12 Connect Wall spacer 5 | 1 on the long side of every cut perimeter tile | |
| Δ Min. overall depth of system: 120 mm | - | - |
| δ Min. demounting depth: 30 mm | - | - |
| For luminaire integration in panels use Connect Bridging | - | - |



See Quantity Specification



Cross tee PL

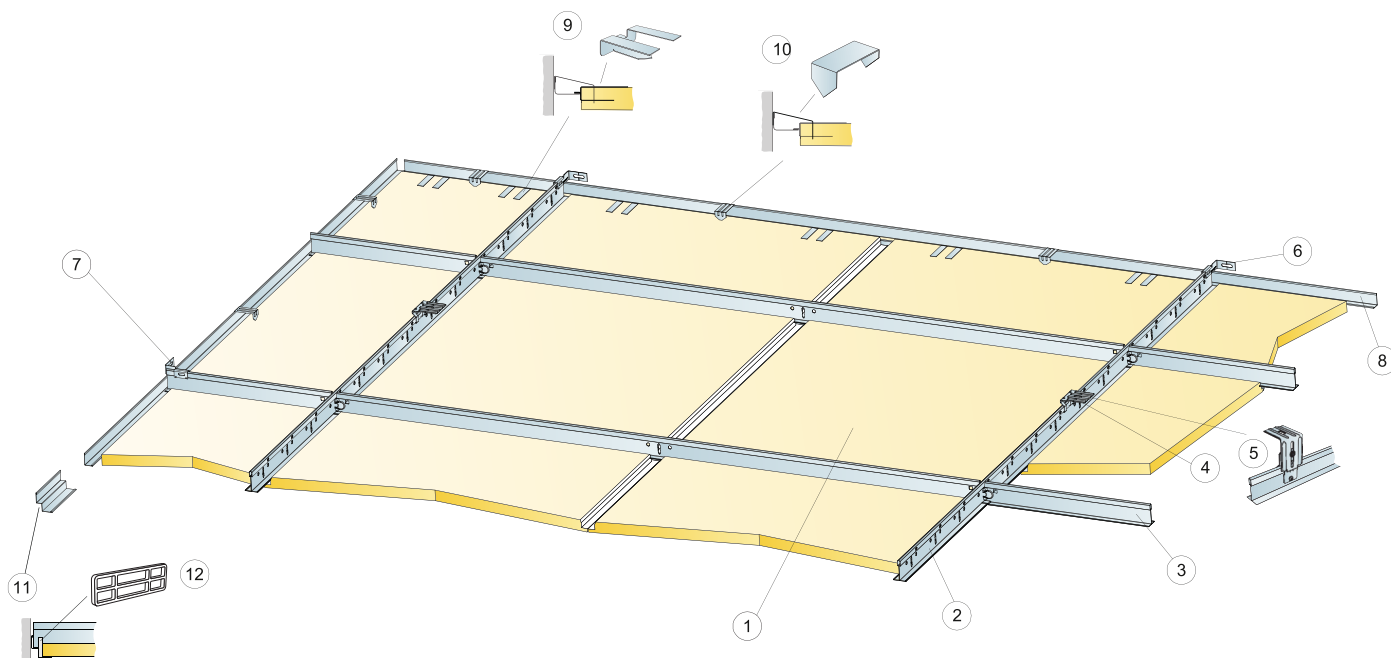


Installation with Main runner PL and Cross tee PL

| Size, mm | Max live load (N) | Min load bearing capacity (N) |
|-------------|-------------------|-------------------------------|
| 600x600x20 | 50 | 160 |
| 1200x600x20 | 50 | 160 |

Live load/load bearing capacity

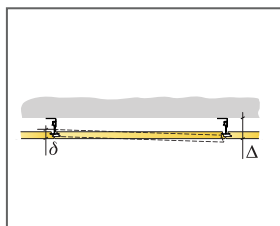
INSTALLATION DIAGRAM (M584) FOR ECOPHON FOCUS DS 600X600, 1200X600 MM. DIRECT INSTALLATION



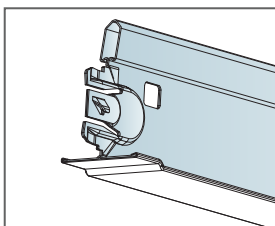
©Saint-Gobain Ecophon AB

QUANTITY SPECIFICATION (EXCL. WASTAGE)

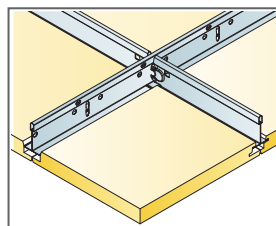
| | | Size, mm | |
|--|--|---|---------------------|
| | | 600x600 | 1200x600 |
| 1 | Focus Ds | 2,8/m ² | 1,4/m ² |
| 2 | Connect T24 Main Runner PL, installed at 1200 mm centres | 0,9m/m ² | 0,9m/m ² |
| 3 | Connect T24 Cross Tee PL, L=1200 mm, installed at 600 mm centres | 1,7m/m ² | 1,7m/m ² |
| 4 | Connect Direct bracket, (installed at 1200 mm centres) | 0,7/m ² | 0,7/m ² |
| 5 | Alt. Connect Adjust direct bracket, installed at 1200 mm centres | 0,7/m ² | 0,7/m ² |
| 6 | Connect Wall Bracket, fixed 1200mm centres for Main runner | 2/suspended row of Main runner | |
| 7 | Connect Wall Bracket, fixed 1200mm centres for Cross tee | 1/row of cross tee | |
| 8 | Connect Angle trim 15/22, fixed at 300 mm centres | as required | as required |
| 9 | Connect Support clip Dg20 | 1 pc/300-400 mm on every cut perimeter tile with only 1 supporting edge | |
| 10 | Connect Perimeter tile clip | 1/perimeter tile | |
| 11 | Connect Shadow-line trim, fixed at 300 mm centres | as required | as required |
| 12 | Connect Wall spacer 5 | 1 on the long side of every cut perimeter tile | |
| Δ Min. overall depth of system: 65 mm | | - | - |
| δ Min. demounting depth: 30 mm | | - | - |
| For luminaire integration in panels use Connect Bridging | | - | - |



See Quantity Specification



Cross tee PL

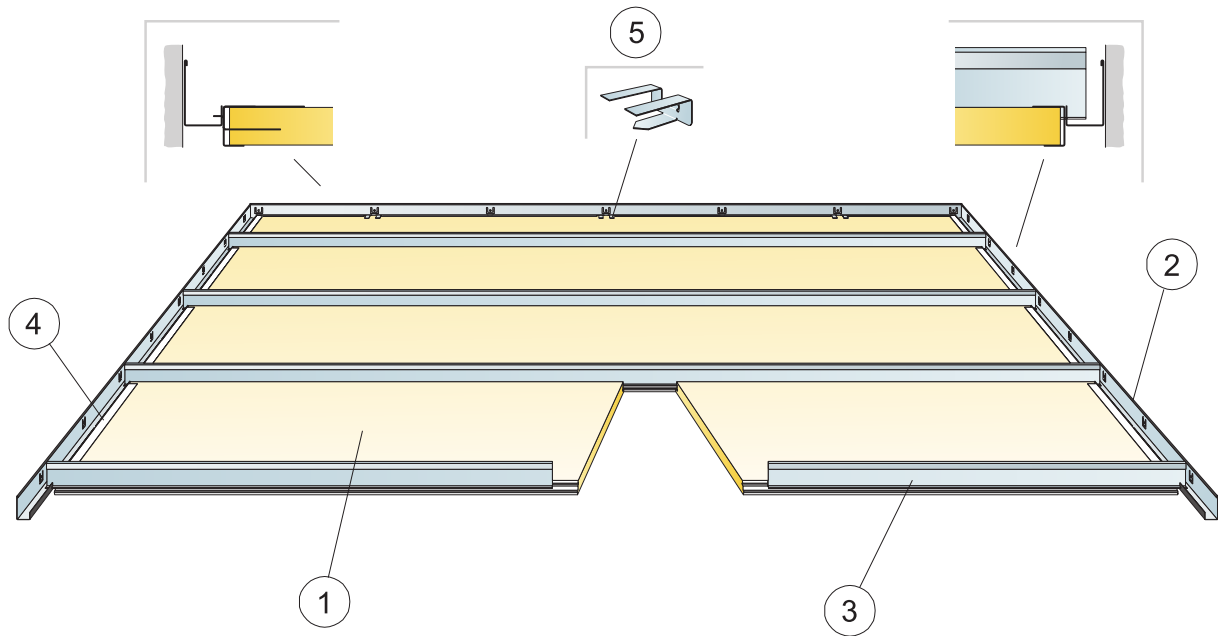


Installation with Main runner PL and Cross tee PL

| Size, mm | Max live load (N) | Min load bearing capacity (N) |
|-------------|-------------------|-------------------------------|
| 600x600x20 | 50 | 160 |
| 1200x600x20 | 50 | 160 |

Live load/load bearing capacity

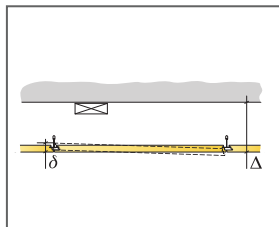
INSTALLATION DIAGRAM (M238) FOR ECOPHON FOCUS DS XL IN CORRIDORS



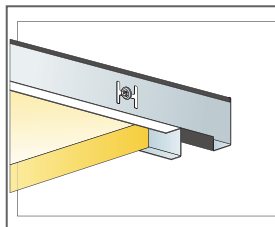
©Saint-Gobain Ecophon AB

QUANTITY SPECIFICATION (EXCL. WASTAGE)

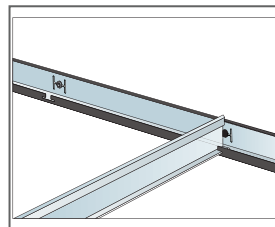
| | | Size, mm | | | |
|---------------------------------------|------------------------------|---|---------------------|---------------------|--------------------|
| | | 1600x600 | 1800x600 | 2000x600 | 2400x600 |
| 1 | Focus Ds XL | 1,05/m ² | 0,95/m ² | 0,85/m ² | 0,7/m ² |
| 2 | Connect Modular Wall trim | as required | as required | as required | as required |
| 3 | Connect T24 Corridor profile | 1,05/m ² | 0,95/m ² | 0,85/m ² | 0,7/m ² |
| 4 | Connect Cover trim Ds | 2/tile plus end tiles | | | |
| 5 | Connect Support clip Dg 20 | 1 pc/300-400 mm on every cut perimeter tile with only 1 supporting edge | | | |
| Δ Min. overall depth of system: 55 mm | | - | - | - | - |
| δ Min. demounting depth: 30 mm | | - | - | - | - |



See Quantity specification



Tile and Connect Cover trim Ds

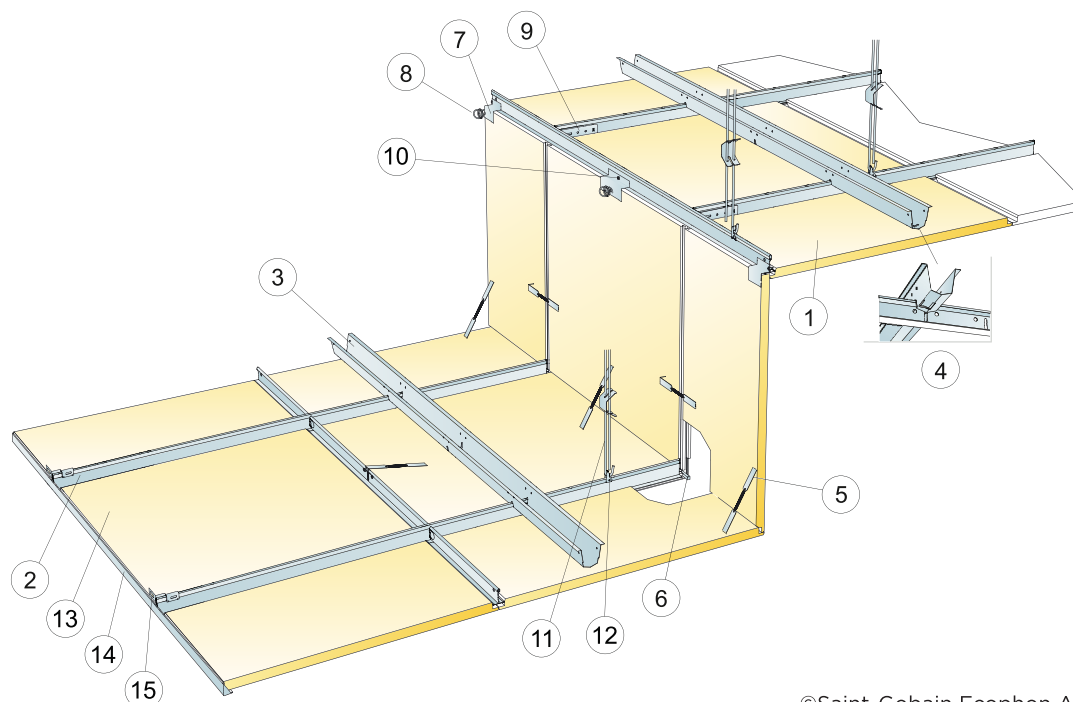


Corridor profile positioned by Modular wall trim

| Size, mm | Max live load (N) | Min load bearing capacity (N) |
|-------------|-------------------|-------------------------------|
| 1600x600x20 | 40 | - |
| 1800x600x20 | 20 | - |
| 2000x600x20 | 10 | - |
| 2400x600x20 | 0 | - |

Live load/load bearing capacity

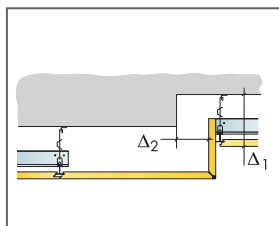
INSTALLATION DIAGRAM (M613) FOR ECOPHON FOCUS DS LEVEL CHANGE. SUSPENDED INSTALLATION



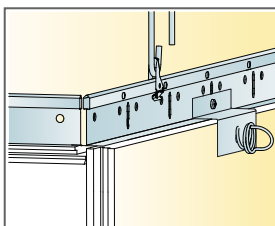
©Saint-Gobain Ecophon AB

QUANTITY SPECIFICATION (EXCL. WASTAGE)

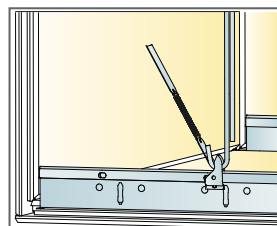
| Size, mm | | |
|---|--------------------------------|---------------------|
| | 600x600 | 1200x600 |
| 1 Focus Ds | 2,8/m ² | 1,4/m ² |
| 2 Connect T24 Main Runner PL, installed at 600 mm centres | 1,7m/m ² | 1,7m/m ² |
| 3 Connect Space bar, installed at 1500 mm centres (max. distance from Vertical tile 450 mm) | 0,7m/m ² | 0,7m/m ² |
| 4 Connect Space Bar Winch, installed one per joint Connect Main Runner/Connect Space Bar | 1,4/m ² | 1,4/m ² |
| 5 Connect Hook | 3/panel | 3/panel |
| 6 Connect Distance Ds (included in Level change Ds kit) | 1/panel | 1/panel |
| 7 Connect level clip Ds (included in Level change Ds kit) | 1/panel | 1/panel |
| 8 Connect Spiral anchor | 1/panel | 1/panel |
| 9 Connect L-coupling | 1/row of Main runner | |
| 10 Connect Installation screw BR | as required | as required |
| 11 Connect Adjustable hanger, installed at 1200 mm centres (max. distance from wall 600 mm) | 0,7/m ² | 0,7/m ² |
| 12 Connect Hanger Clip (not to be used in swimming hall environments) | 0,7/m ² | 0,7/m ² |
| 13 Focus Ds Perimeter tile L=300-600 | as required | as required |
| 14 Connect Angle trim 15/22, fixed at 300 mm centres | as required | as required |
| 15 Connect Wall Bracket for T-profiles | 1/suspended row of Main runner | |
| Δ Min. overall depth of system: Δ1=165 mm and Δ2=80 mm from upper level | | |
| δ Min. demounting depth: Individual ceiling tiles are non-demountable | | |
| Dimension: c=600 mm, h<530 mm | | |



See Quantity specification



Upper level connection to Main runner PL

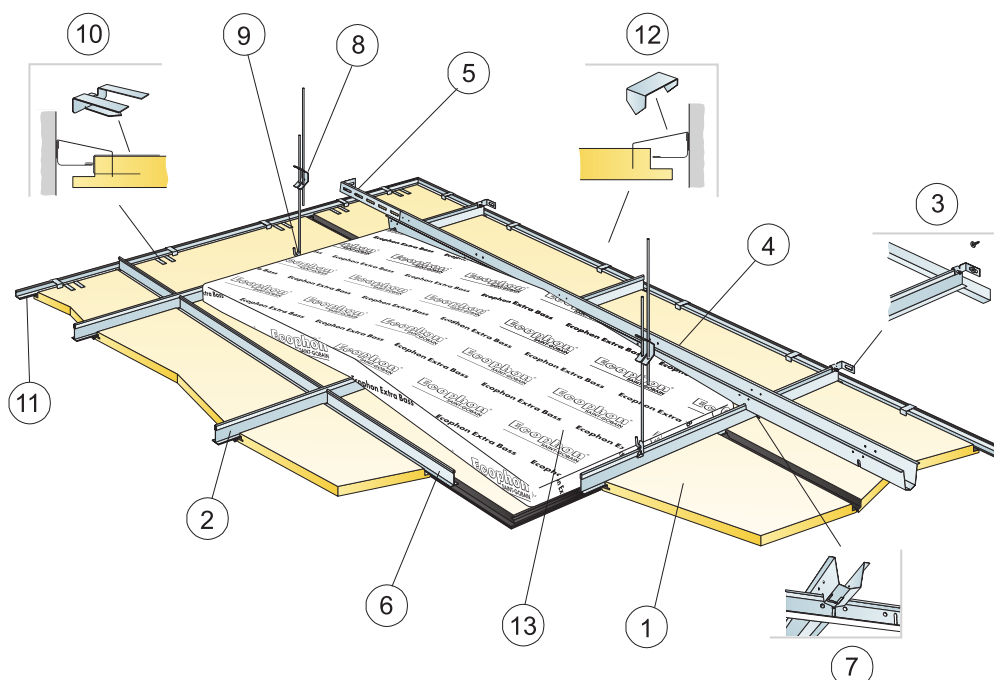


Lower level connection fixed with Hook

| Size, mm | Max live load (N) | Min load bearing capacity (N) |
|-------------|-------------------|-------------------------------|
| 600x600x20 | 0 | 160 |
| 1200x600x20 | 0 | 160 |

Live load/load bearing capacity

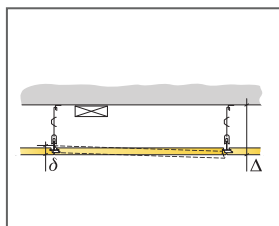
INSTALLATION DIAGRAM (M614) FOR ECOPHON FOCUS DS. SUSPENDED INSTALLATION



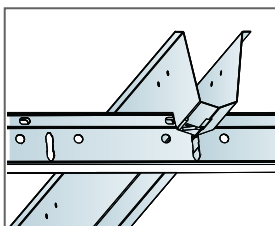
©Saint-Gobain Ecophon AB

QUANTITY SPECIFICATION (EXCL. WASTAGE)

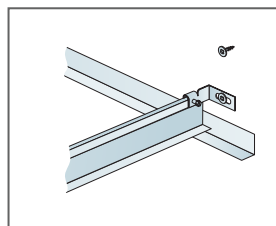
| Size, mm | | |
|--|--------------------------------|---------------------|
| | 600x600 | 1200x600 |
| 1 Focus Ds | 2,8/m ² | 1,4/m ² |
| 2 Connect T24 Main Runner PL, installed at 600 mm centres | 1,7m/m ² | 1,7m/m ² |
| 3 Connect Wall Bracket for T-profiles | 1/suspended row of Main runner | |
| 4 Connect Space Bar, installed at 1500 mm centres (max. distance from wall 300 mm) | 0,7m/m ² | 0,7m/m ² |
| 5 Connect Wall Bracket, L=700 mm, for Connect Space Bar | 1/row of Space bar | |
| 6 Connect T24 Cross tee, L=600 mm | 2/row of Main runner | |
| 7 Connect Space Bar Winch, installed one per joint Connect Main Runner/Connect Space Bar | 1,4/m ² | 1,4/m ² |
| 8 Connect Adjustable Hanger, installed at 1200 mm centres (max. distance from wall 600 mm) | 0,7/m ² | 0,7/m ² |
| 9 Connect Hanger Clip (not to be used in swimming hall environments) | 0,7/m ² | 0,7/m ² |
| 10 Connect Support clip Dg20 | 1/300-400mm on any cut edge | |
| 11 Connect Angle trim block, (fixed at 300 mm centres) | as required | as required |
| 12 Connect Perimeter tile clip | 1/300-400mm on any cut edge | |
| 13 Extra Bass (1200x600x50 mm) | 0,7/m ² | 0,7/m ² |
| Δ Min. overall depth of system: 120 mm | - | - |
| δ Min. demounting depth: 30 mm | - | - |



See Quantity specification



Connection between profiles with space bar winch



Connection between profiles with split pin

| Size, mm | Max live load (N) | Min load bearing capacity (N) |
|-------------|-------------------|-------------------------------|
| 600x600x20 | 25 | 160 |
| 1200x600x20 | 25 | 160 |

Live load/load bearing capacity

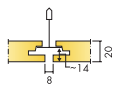
Ecophon Focus™ Dg

Ecophon Focus™ Dg conceals the supporting tile edges and creates a distinctive floating appearance. Tiles are easily demountable even in areas where there is a very small overall depth of system. For applications where a unique demountable suspended ceiling is required.




Kia Motors, Beukelen, Netherlands


SYSTEM RANGE




| Size, mm | 600x600 | 1200x600 | 1200x1200 | XL 1600x600 | XL 1800x600 | XL 2000x600 | XL 2400x600 |
|-----------------|---------|----------|-----------|----------------|----------------|----------------|----------------|
| T24 | • | • | • | • | • | • | • |
| Thickness (THK) | 20 | 20 | 25 | 20 | 20 | 20 | 20 |
| Inst. Diag. | M202 | M202 | M203 | M204 | M204 | M204 | M204 |




Focus Dg tile



Section of Focus Dg with Connect T24 HD Main runner



Focus Dg system



Focus Dg with Connect Angle trim Ultra matt black

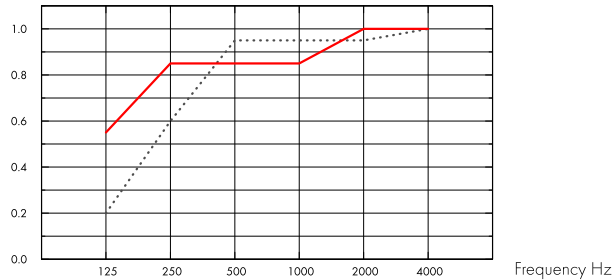
Acoustic



Sound Absorption:

Test results according to EN ISO 354. Classification according to EN ISO 11654, and the single value ratings for Noise Reduction Coefficient, NRC and Sound Absorption Average, SAA according to ASTM C 423.

α_p , Practical sound absorption coefficient



.... Focus Dg 20 mm, 65 mm o.d.s.

— Focus Dg 20 mm, 200 mm o.d.s.

o.d.s = overall depth of system

| THK mm | o.d.s. mm | α_p , Practical sound absorption coefficient | | | | | | α_w | Sound absorption class |
|-----------|-----------|---|--------|--------|---------|---------|---------|------------|------------------------|
| | | 125 Hz | 250 Hz | 500 Hz | 1000 Hz | 2000 Hz | 4000 Hz | | |
| 20 | 65 | 0.20 | 0.60 | 0.95 | 0.95 | 0.95 | 1.00 | 0.90 | A |
| 20 | 200 | 0.55 | 0.85 | 0.85 | 0.85 | 1.00 | 1.00 | 0.90 | A |

| THK mm | o.d.s. mm | NRC | SAA |
|-----------|-----------|------|------|
| 20 | 65 | 0.90 | 0.89 |
| 20 | 400 | 0.80 | 0.82 |

| THK mm | AC[1.5] Articulation Class, ASTM E1111, ASTM E1110 |
|-----------|---|
| 20 | 180 |



Cradle to Cradle Certified®



This product is Cradle to Cradle Certified® at Bronze level (version 4.0).



Material Health

This product has received a C2C Certified Material Health Certificate™ at the Silver level (standard version 4.0). The C2C Certified Material Health Certificate™ is a verification of the health and safety of a product's composition using the Material Health requirements of the Cradle-to-Cradle Certified Product Standard.



Environmental footprint

| kg CO ₂ equiv./m ² | |
|--|------|
| Focus Dg | 4,20 |

Life-cycle stages A1 to C4 from EPD, in conformity with ISO 14025 / EN 15804



Circularity

| | |
|--|------------------|
| Minimum post-consumer recycled content | 59% |
| Recyclability | Fully recyclable |



Fire safety

| Country | Fire standard | Class |
|---------|---------------|----------|
| Europe | EN 13501-1 | A2-s1,d0 |

The glass wool core of the tiles is tested and classified as non-combustible according to EN ISO 1182.



Humidity Resistance

Class C, relative humidity 95% and 30°C, according to EN 13964:2014



Visual appearance

White Frost, nearest NCS colour sample S 0500-N, 85% light reflectance. Gloss < 1.



Cleanability

Daily dusting and vacuum cleaning. Weekly wet wiping.



Accessibility

The tiles in size 600x600 and 1200x600 are easily demountable. The tiles in size 1200x1200 and XL sizes are demountable. Minimum demounting depth according to installation diagrams.



Installation

Installed according to installation diagrams, installation guides and drawing aid. For information regarding minimum overall depth of system see quantity specification. The systems are not recommended for small rooms (approximately 2x2 m2). Ceilings with a large amount of integrations require careful planning, design and installation.



System weight

| | kg/m ² |
|--------------------------------------|-------------------|
| Focus Dg | 2,3 |
| Focus Dg + Connect grid system | 3,3 |
| Focus Dg 25 mm | 2,8 |
| Focus Dg 25 mm + Connect grid system | 3,8 |

Weight information is indicative and subject to variation.



Mechanical properties

See table about Max live load and Min load bearing capacity and Functional demands, Mechanical properties at www.ecophon.com.



CE

Ecophon ceiling systems are CE marked according to the European harmonized standard EN13964:2014. CE marked construction products are covered by a Declaration of Performance (DOP) which enables customers and users to easily compare performance of products available on the European market.

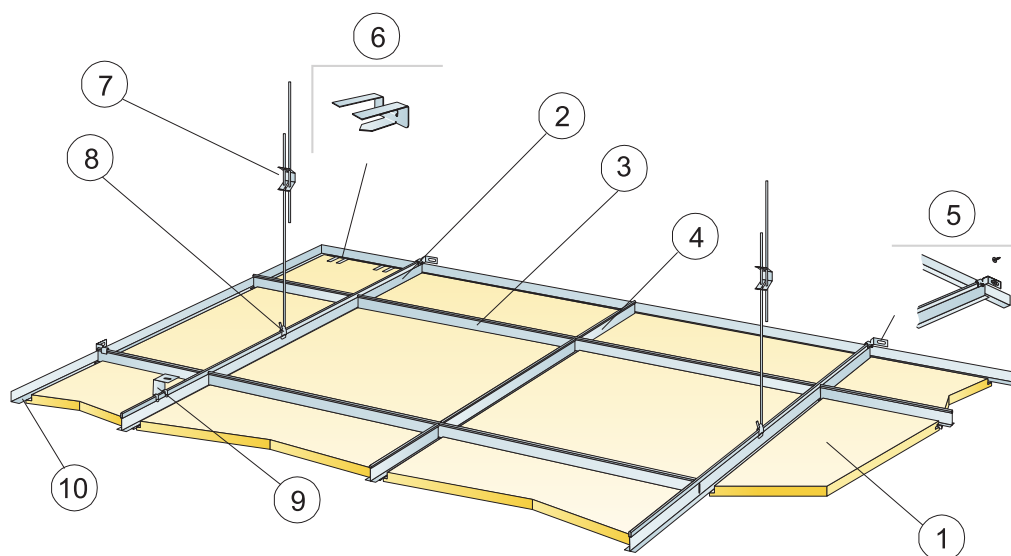


Indoor Air Quality

| Certificate / Label | All Products |
|------------------------------|--------------|
| Eurofins Indoor Air Comfort® | IAC Gold |
| French VOC | A+ |
| Finnish M1 | • |



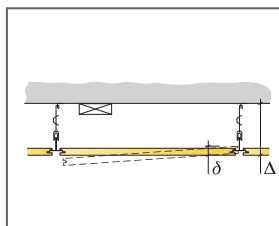
INSTALLATION DIAGRAM (M202) FOR ECOPHON FOCUS DG 600X600, 1200X600 MM



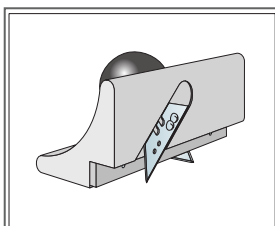
© Ecophon Group

QUANTITY SPECIFICATION (EXCL. WASTAGE)

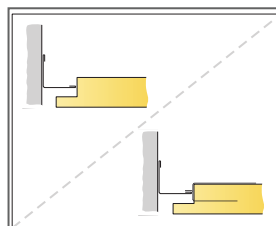
| | Size, mm | |
|--|--------------------------------|---------------------|
| | 600x600 | 1200x600 |
| 1 Focus Dg | 2,8/m ² | 1,4/m ² |
| 2 Connect T24 Main runner HD, installed at 1200 mm centres (max. distance from wall 600 mm, can be extended up to 1200 mm if no live load between Main runner and wall). | 0,9m/m ² | 0,9m/m ² |
| 3 Connect T24 Cross tee, l=1200 mm, installed at 600 mm centres | 1,7m/m ² | 1,7m/m ² |
| 4 Connect T24 Cross tee, l=600 mm | 0,9m/m ² | - |
| 5 Connect Wall Bracket for T-profiles | 1/suspended row of Main runner | |
| 6 Connect Support clip Dg20 | 1/300-400mm on any cut edge | |
| 7 Connect Adjustable Hanger, installed at 1200 mm centres (max. distance from wall 600 mm) | 0,7/m ² | 0,7/m ² |
| 8 Connect Hanger Clip (not to be used in swimming hall environments) | 0,7/m ² | 0,7/m ² |
| 9 For direct installation: Connect Direct Bracket, installed at 1200 mm centres | 0,7/m ² | 0,7/m ² |
| 10 Connect Angle trim, fixed at 300 mm centres | as required | as required |
| Δ Min. overall depth of system, with Adjustable hanger: 115 mm, with Direct bracket: 65 mm | - | - |
| δ Min. demounting depth: 30 mm | - | - |
| For luminaire integration in panels use Connect Bridging | - | - |



See Quantity specification



Cutting tool Dg

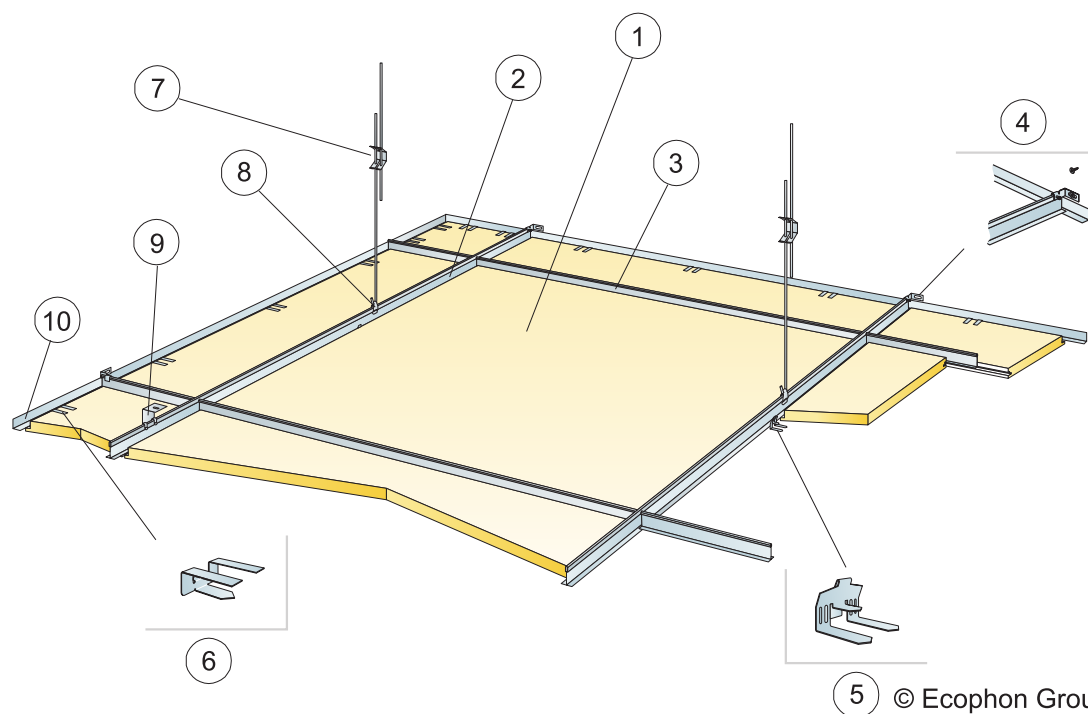


Cut edge with and without support clip

| Size, mm | Max live load (N) | Min load bearing capacity (N) |
|-------------|-------------------|-------------------------------|
| 600x600x20 | 50 | 160 |
| 1200x600x20 | 50 | 160 |

Live load/load bearing capacity

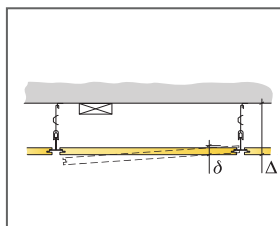
INSTALLATION DIAGRAM (M203) FOR ECOPHON FOCUS DG 1200X1200 MM



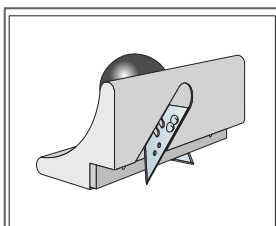
© Ecophon Group

QUANTITY SPECIFICATION (EXCL. WASTAGE)

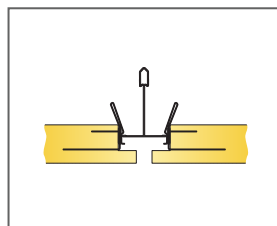
| | Size, mm |
|--|--------------------------------|
| | 1200x1200 |
| 1 Focus Dg | 0,7/m ² |
| 2 Connect T24 Main runner HD, installed at 1200 mm centres (max. distance from wall 600 mm, can be extended up to 1200 mm if no live load between Main runner and 0,9m/m ² wall). | |
| 3 Connect T24 Cross tee, l=1200 mm, installed at 1200 mm centres | 0,9m/m ² |
| 4 Connect Wall Bracket for T-profiles | 1/suspended row of Main runner |
| 5 Connect Edge clip | 1,4/m ² |
| 6 Connect Support clip DG25 | 1/300-400mm on any cut edge |
| 7 Connect Adjustable Hanger, installed at 1200 mm centres (max. distance from wall 600 mm) | 0,7/m ² |
| 8 Connect Hanger Clip (not to be used in swimming hall environments) | 0,7/m ² |
| 9 For direct installation: Connect Direct Bracket, installed at 1200 mm centres | 0,7/m ² |
| 10 Connect Angle trim, fixed at 300 mm centres | as required |
| Δ Min. overall depth of system, with Adjustable hanger: 115 mm, with Direct bracket: 65 mm | - |
| δ Min. demounting depth: 30 mm | - |
| For luminaire integration in panels use Connect Bridging | - |



See Quantity specification



Cutting tool Dg

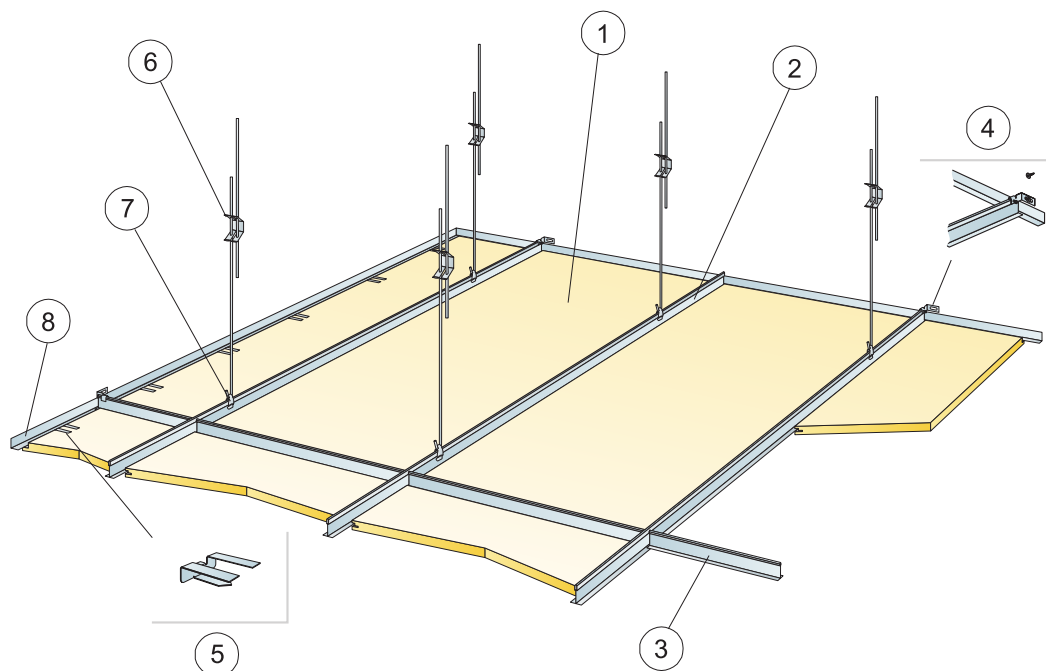


Joint between two unsupported edges with Edge clip

| Size, mm | Max live load (N) | Min load bearing capacity (N) |
|--------------|-------------------|-------------------------------|
| 1200x1200x25 | 50 | 160 |

Live load/load bearing capacity

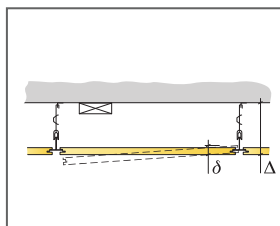
INSTALLATION DIAGRAM (M204) FOR ECOPHON FOCUS DG XL



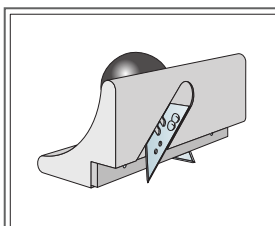
© Ecophon Group

QUANTITY SPECIFICATION (EXCL. WASTAGE)

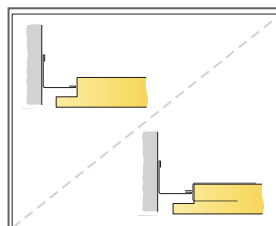
| | Size, mm | | | |
|--|--|---------------------|---------------------|----------------------|
| | 1600x600 | 1800x600 | 2000x600 | 2400x600 |
| 1 Focus Dg XL | 1,05/m ² | 0,95/m ² | 0,85/m ² | 0,7/m ² |
| 2 Connect T24 Main runner HD, installed at 600 mm centres | 1,7m/m ² | 1,7m/m ² | 1,7m/m ² | 1,7m/m ² |
| 3 Connect T24 Cross tee, L=600 mm | 0,65m/m ² | 0,6m/m ² | 0,5m/m ² | 0,45m/m ² |
| 4 Connect Wall Bracket for T-profiles | 1/suspended row of Main runner | | | |
| 5 Connect Support clip Dg20 | 1pc/300-400 mm on every cut perimeter tile with only 1 supporting edge | | | |
| 6 Connect Adjustable hanger, installed at 1500 mm centres (max. distance from wall 450 mm) | 1,1/m ² | 1,1/m ² | 1,1/m ² | 1,1/m ² |
| 7 Connect Hanger clip | 1,1/m ² | 1,1/m ² | 1,1/m ² | 1,1/m ² |
| 8 Connect Angle trim, fixed at 300 mm centres | as required | as required | as required | as required |
| Δ Min. overall depth of system: 115 mm | - | - | - | - |
| δ Min. demounting depth: 30 mm | - | - | - | - |



See Quantity specification



Cutting tool Dg



Cut edge with and without support clip

| Size, mm | Max live load (N) | Min load bearing capacity (N) |
|-------------|-------------------|-------------------------------|
| 1600x600x20 | 50 | 160 |
| 1800x600x20 | 50 | 160 |
| 2000x600x20 | 50 | 160 |
| 2400x600x20 | 50 | 160 |

Live load/load bearing capacity

Ecophon Focus™ D/A

Ecophon Focus™ DA features an edge D on the long side and edge A on the short side. Each panel is individually demounted. Fulfills the strictest functional and aesthetic demands. Especially developed for corridor and bandraster solutions where long panels are required.



Eneco Head Office, Rotterdam, Netherlands

SYSTEM RANGE



| | | |
|-----------------|----------------|----------------|
| Size, mm | XL 2000x600 | XL 2400x600 |
| T24 | • | • |
| Thickness (THK) | 20 | 20 |
| Inst. Diag. | M17 | M17 |



Focus D/A tile



Focus D/A for Bandraster

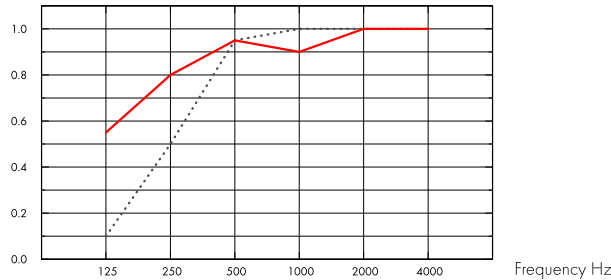


Acoustic

Sound Absorption:

Test results according to EN ISO 354. Classification according to EN ISO 11654, and the single value ratings for Noise Reduction Coefficient, NRC and Sound Absorption Average, SAA according to ASTM C 423.

α_p , Practical sound absorption coefficient



.... Focus D/A 20 mm, 60 mm o.d.s.

— Focus D/A 20 mm, 200 mm o.d.s.

o.d.s = overall depth of system

| THK mm | o.d.s. mm | α_p , Practical sound absorption coefficient | | | | | | α_w | Sound absorption class |
|-----------|-----------|---|--------|--------|---------|---------|---------|------------|------------------------|
| | | 125 Hz | 250 Hz | 500 Hz | 1000 Hz | 2000 Hz | 4000 Hz | | |
| 20 | 60 | 0.10 | 0.50 | 0.95 | 1.00 | 1.00 | 1.00 | 0.80 | A |
| 20 | 200 | 0.55 | 0.80 | 0.95 | 0.90 | 1.00 | 1.00 | 0.95 | A |

| THK mm | o.d.s. mm | NRC | SAA |
|-----------|-----------|------|------|
| 20 | 60 | 0.90 | 0.89 |
| 20 | 400 | 0.80 | 0.82 |

| THK mm | AC(1.5) | D_{nfw} | CAC dB |
|-----------|--|--|---|
| | Articulation Class, ASTM E1111, ASTM E1110 | Weighted normalized flanking level difference, ISO 10848-2 | Ceiling Attenuation Class, ASTM 1414, ASTM E413 |
| 20 | 180 | 24 | 25 |



Cradle to Cradle Certified®



This product is Cradle to Cradle Certified® at Bronze level (version 4.0).



Material Health

This product has received a C2C Certified Material Health Certificate™ at the Silver level (standard version 4.0). The C2C Certified Material Health Certificate™ is a verification of the health and safety of a product's composition using the Material Health requirements of the Cradle-to-Cradle Certified Product Standard.



Environmental Footprint

| kg CO ₂ equiv./m ² | |
|--|------|
| Focus DA | 4,32 |

Life-cycle stages A1 to C4 from EPD, in conformity with ISO 14025 / EN 15804



Circularity

| | |
|--|------------------|
| Minimum post-consumer recycled content | 57% |
| Recyclability | Fully recyclable |



Fire safety

| Country | Fire standard | Class |
|---------|---------------|----------|
| Europe | EN 13501-1 | A2-s1,d0 |

The glass wool core of the tiles is tested and classified as non-combustible according to EN ISO 1182.



Humidity Resistance

Class C, relative humidity 95% and 30°C, according to EN 13964:2014



Visual appearance

White Frost, nearest NCS colour sample S 0500-N, 85% light reflectance. Gloss < 1.



Cleanability

Daily dusting and vacuum cleaning. Weekly wet wiping.



Accessibility

The tiles are easily demountable. Minimum demounting depth according to installation diagrams.



Installation

Installed according to installation diagram and bandraster/grid supplier recommendations.



System weight

| | kg/m ² |
|---------------------------------|-------------------|
| Focus D/A | 1,9 |
| Focus D/A + Connect grid system | 2,9 |

Weight information is indicative and subject to variation.



Mechanical properties

See table about Max live load and Min load bearing capacity and Functional demands, Mechanical properties at www.ecophon.com.



CE

Ecophon ceiling systems are CE marked according to the European harmonized standard EN 13964:2014. CE marked construction products are covered by a Declaration of Performance (DOP) which enables customers and users to easily compare performance of products available on the European market.

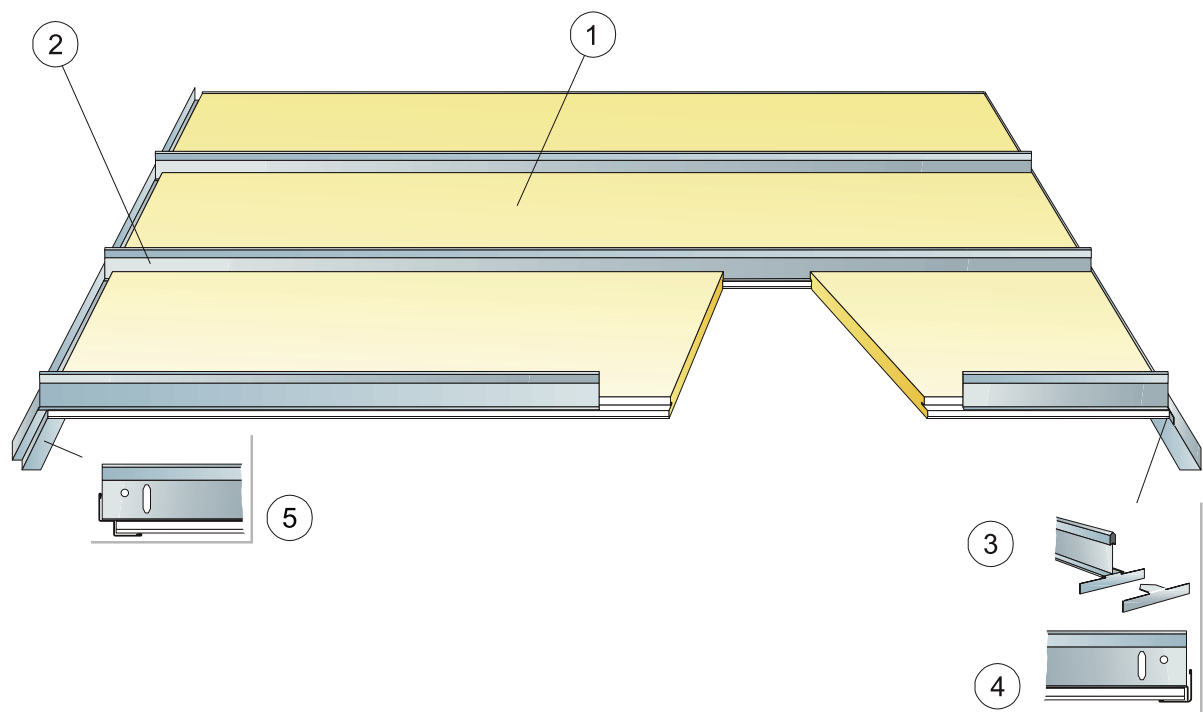


Indoor Air Quality

| Certificate / Label | All Products |
|------------------------------|--------------|
| Eurofins Indoor Air Comfort® | IAC Gold |
| French VOC | A+ |
| Finnish M1 | • |



INSTALLATION DIAGRAM (M17) FOR FOCUS D/A IN CORRIDOR



QUANTITY SPECIFICATION (EXCL. WASTAGE)

| | | Size, mm | |
|---------------------------------------|---|---------------------|--------------------|
| | | 2000x600 | 2400x600 |
| 1 | Focus D/A for corridors | 0,85/m ² | 0,7/m ² |
| 2 | Connect T24 Corridor profile, installed at 600 mm centres | 0,85/m ² | 0,7/m ² |
| 3 | Connect End fixing plate | 1,7/m ² | 1,4/m ² |
| 4 | Connect Angle trim, fixed at 200 mm centres | as required | as required |
| 5 | Connect Shadow-line trim, fixed at 200 mm centres | as required | as required |
| Δ Min. overall depth of system: 50 mm | | - | - |
| δ Min. demounting depth: 75 mm | | - | - |

| Size, mm | Max live load (N) | Min load bearing capacity (N) |
|-------------|-------------------|-------------------------------|
| 2000x600x20 | 10 | - |
| 2400x600x20 | 0 | - |

Live load/load bearing capacity

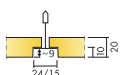
Ecophon Focus™ E

Ecophon Focus™ E has a recessed visible grid and a tegular edge, creating a ceiling with a shadow effect that accentuates each tile and partially conceals the grid. For applications where an attractive suspended ceiling is required and easy removal of individual tiles is essential.




Wihlborgs Fastigheter, Helsingborg, Sweden


SYSTEM RANGE




| Size, mm | 600x600 | 625x625 | 1200x600 | 1200x1200 | XL 1600x600 | XL 1800x600 | XL 2000x600 | XL 2400x600 |
|-----------------|---------|---------|----------|-----------|----------------|----------------|----------------|----------------|
| Connect T15 | • | | • | • | | | | |
| Connect T24 | • | • | • | • | • | • | • | • |
| Thickness (THK) | 20 | 20 | 20 | 20 | 20 | 20 | 20 | 20 |
| Inst. Diagr. | M12 | M12 DIN | M12 | M12 | M47, M49 | M47, M49 | M47, M49 | M47, M49 |




Focus E tile



Section of Focus E system with Connect T24



Focus E system



Focus E with Connect Angle trim

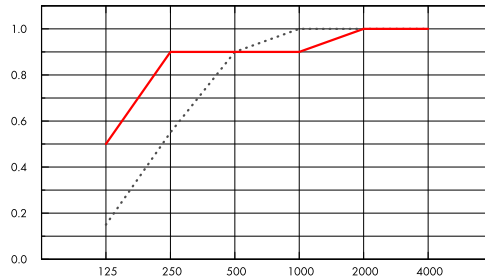


Acoustic

Sound Absorption:

Test results according to EN ISO 354. Classification according to EN ISO 11654, and the single value ratings for Noise Reduction Coefficient, NRC and Sound Absorption Average, SAA according to ASTM C 423.

α_p , Practical sound absorption coefficient



.... Focus E 20 mm, 60 mm o.d.s.

— Focus E 20 mm, 200 mm o.d.s.

o.d.s = overall depth of system

| THK mm | o.d.s. mm | α_p , Practical sound absorption coefficient | | | | | | α_w | Sound absorption class |
|-----------|-----------|---|--------|--------|---------|---------|---------|------------|------------------------|
| | | 125 Hz | 250 Hz | 500 Hz | 1000 Hz | 2000 Hz | 4000 Hz | | |
| 20 | 60 | 0.15 | 0.55 | 0.90 | 1.00 | 1.00 | 1.00 | 0.85 | B |
| 20 | 200 | 0.50 | 0.90 | 0.90 | 0.90 | 1.00 | 1.00 | 0.95 | A |

| THK mm | o.d.s. mm | NRC | SAA |
|-----------|-----------|------|------|
| 20 | 60 | 0.90 | 0.87 |
| 20 | 400 | 0.85 | 0.85 |

| THK mm | AC(1.5) Articulation Class, ASTM E1111, ASTM E1110 | D_{nfw} Weighted normalized flanking level difference, ISO 10848-2 | CAC dB Ceiling Attenuation Class, ASTM 1414, ASTM E413 |
|-----------|--|--|--|
| 20 | 180 | 22 | 23 |



Indoor Air Quality

| Certificate / Label | All Products |
|------------------------------|--------------|
| Eurofins Indoor Air Comfort® | IAC Gold |
| French VOC | A+ |
| Finnish M1 | • |



Material Health

This product has received a C2C Certified Material Health Certificate™ at the Silver level (standard version 4.0). The C2C Certified Material Health Certificate™ is a verification of the health and safety of a product's composition using the Material Health requirements of the Cradle-to-Cradle Certified Product Standard.



Cradle to Cradle Certified®



This product is Cradle to Cradle Certified® at Bronze level (version 4.0).



Environmental Footprint

| | kg CO ₂ equiv/m ² |
|---------------|---|
| Focus E | 3,66 |
| Focus E/Plant | 2,35 |

Life-cycle stages A1 to C4 from EPD, in conformity with ISO 14025 / EN 15804



Circularity

| | |
|--|------------------|
| Minimum post-consumer recycled content | 55% |
| Recyclability | Fully recyclable |



Fire safety

| Country | Fire standard | Class |
|---------|---------------|----------|
| Europe | EN 13501-1 | A2-s1,d0 |

The glass wool core of the tiles is tested and classified as non-combustible according to EN ISO 1182.



Humidity Resistance

| Product | |
|----------|--------------------------|
| Standard | Class C, RH 95% and 30°C |
| Plant | Class A, RH 70% and 25°C |

According to EN 13964:2014



Visual appearance

White Frost, nearest NCS colour sample S 0500-N, 85% light reflectance. Gloss < 1.



Cleanability

Daily dusting and vacuum cleaning. Weekly wet wiping.



Accessibility

The tiles are easily demountable. Minimum demounting depth according to installation diagrams.



Installation

Installed according to installation diagrams, installation guides and drawing aid. For information regarding minimum overall depth of system see quantity specification.



System weight

| | kg/m ² |
|-------------------------------|-------------------|
| Focus E | 2,0 |
| Focus E + Connect grid system | 2,9 |

Weight information is indicative and subject to variation.



Mechanical properties

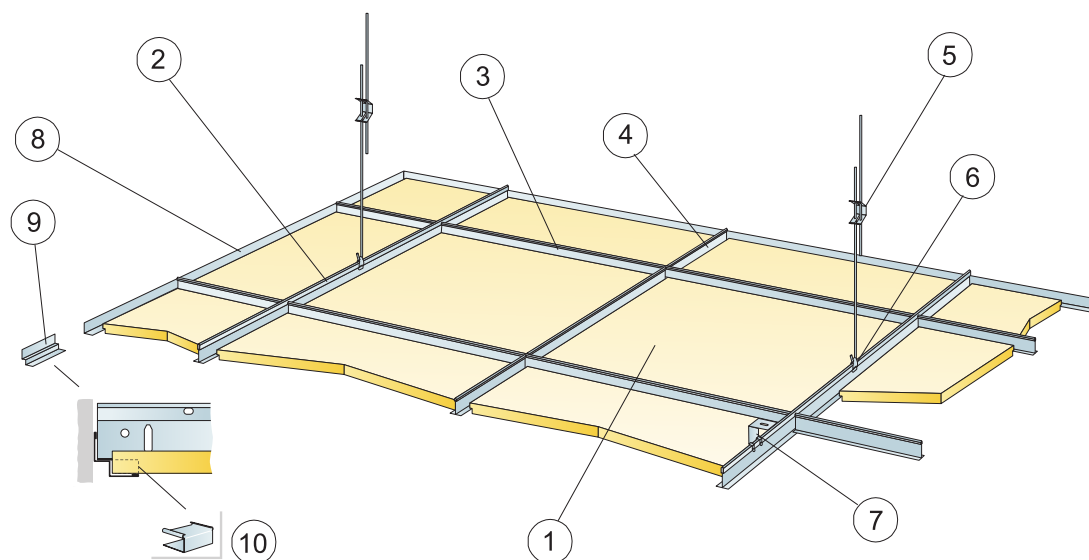
See table about Max live load and Min load bearing capacity and Functional demands, Mechanical properties at www.ecophon.com.



CE

Ecophon ceiling systems are CE marked according to the European harmonized standard EN13964:2014. CE marked construction products are covered by a Declaration of Performance (DOP) which enables customers and users to easily compare performance of products available on the European market.

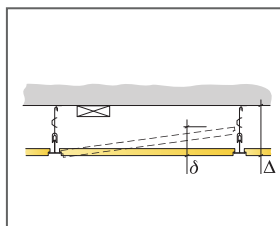
INSTALLATION DIAGRAM (M12) FOR ECOPHON FOCUS E



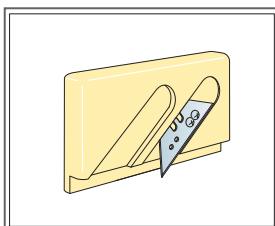
© Ecophon Group

QUANTITY SPECIFICATION (EXCL. WASTAGE)

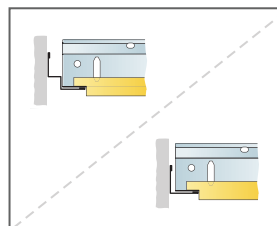
| | Size, mm | | |
|--|---------------------|---------------------|---------------------|
| | 600x600 | 1200x600 | 1200x1200 |
| 1 Focus E T24 or T15 | 2,8/m ² | 1,4/m ² | 0,7/m ² |
| 2 Connect T24 or T15 Main runner, installed at 1200 mm centres (max. distance from wall 600 mm, can be extended up to 1200 mm if no live load between Main runner and wall). | 0,9m/m ² | 0,9m/m ² | 0,9m/m ² |
| 3 Connect T24 or T15 Cross tee, L=1200 mm | 1,7m/m ² | 1,7m/m ² | 0,9m/m ² |
| 4 Connect T24 or T15 Cross tee, L=600 mm | 0,9m/m ² | - | - |
| 5 Connect Adjustable Hanger, installed at 1200 mm centres (max. distance from wall 600 mm) | 0,7/m ² | 0,7/m ² | 0,7/m ² |
| 6 Connect Hanger Clip (not to be used in swimming hall environments) | 0,7/m ² | 0,7/m ² | 0,7/m ² |
| 7 For direct installation: Connect Direct Bracket, installed at 1200 mm centres | 0,7/m ² | 0,7/m ² | 0,7/m ² |
| 8 Connect Angle trim, fixed at 300 mm centres | as required | as required | as required |
| 9 Connect Shadow-line trim, fixed at 300 mm centres | as required | as required | as required |
| 10 Connect E-plug (for Shadow-line trim) | as required | as required | as required |
| Δ Min. overall depth of system, with adjustable hanger: 110 mm, with direct bracket: 60 mm | - | - | - |
| δ Min. demounting depth: 120 mm, (1200x1200 mm, T15: 160 mm) | - | - | - |
| For luminaire integration in panels use Connect Bridging | - | - | - |



See Quantity specification



Cutting tool E

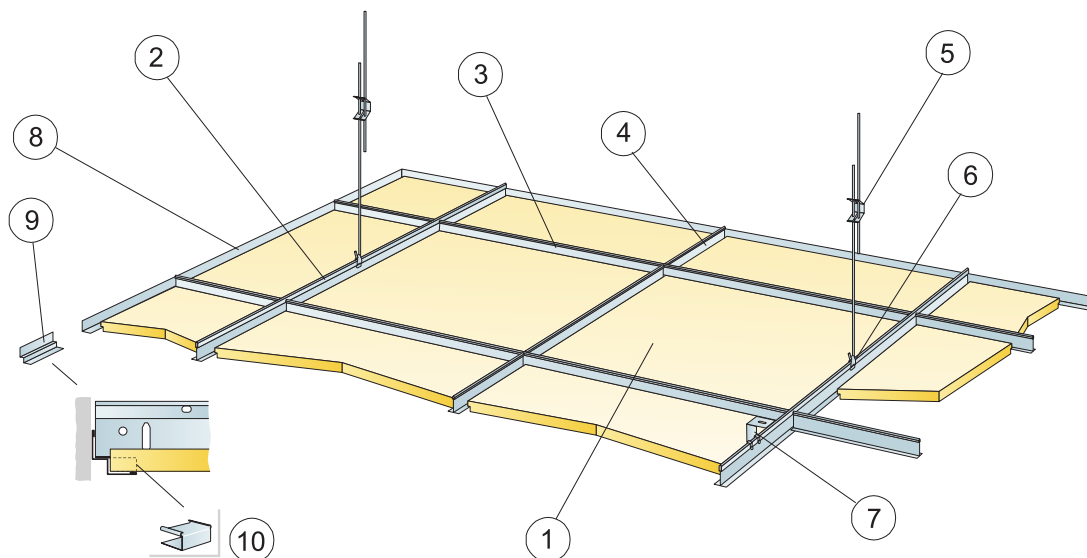


Regular rebate with angle trim and T-profile on foot of shadow-line trim.

| Size, mm | Max live load (N) | Min load bearing capacity (N) |
|--------------|-------------------|-------------------------------|
| 600x600x20 | 50 | 160 |
| 1200x600x20 | 50 | 160 |
| 1200x1200x20 | 50 | 160 |

Live load/load bearing capacity

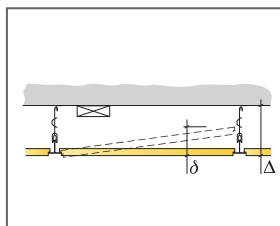
INSTALLATION DIAGRAM (M12) FOR ECOPHON FOCUS E



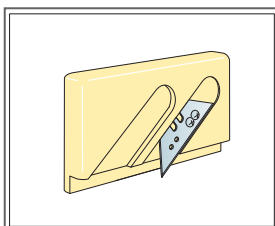
© Ecophon Group

QUANTITY SPECIFICATION (EXCL. WASTAGE)

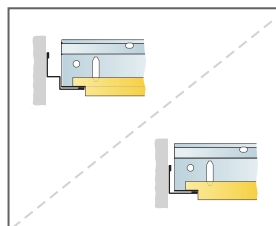
| | | Size, mm |
|--|--|---------------------|
| | | 625x625 |
| 1 | Focus E T24 or T15 | 2,6/m ² |
| 2 | Connect T24 Main Runner, installed at 1250 mm centres for DIN (only white profiles) | 0,8m/m ² |
| 3 | Connect T24 or T15 Cross Tee, L=1250 mm, installed at 625 mm centres | 1,6m/m ² |
| 4 | Connect T24 or T15 Cross Tee, L=625 mm | 0,8m/m ² |
| 5 | Connect Adjustable Hanger, installed at 1250 mm centres (max. distance from wall 600 mm) | 0,7/m ² |
| 6 | Connect Hanger Clip (not to be used in swimming hall environments) | 0,7/m ² |
| 7 | For direct installation: Connect Direct Bracket, installed at 1250 mm centres | 0,7/m ² |
| 8 | Connect Angle trim, fixed at 300 mm centres | as required |
| 9 | Connect Shadow-line trim, fixed at 300 mm centres | as required |
| 10 | Connect E-plug (for Shadow-line trim) | as required |
| Δ Min. overall depth of system, with adjustable hanger: 110 mm, with direct bracket: 60 mm | | - |
| δ Min. demounting depth: 120 mm | | - |
| For luminaire integration in panels use Connect Bridging | | - |



See Quantity specification



Cutting tool E

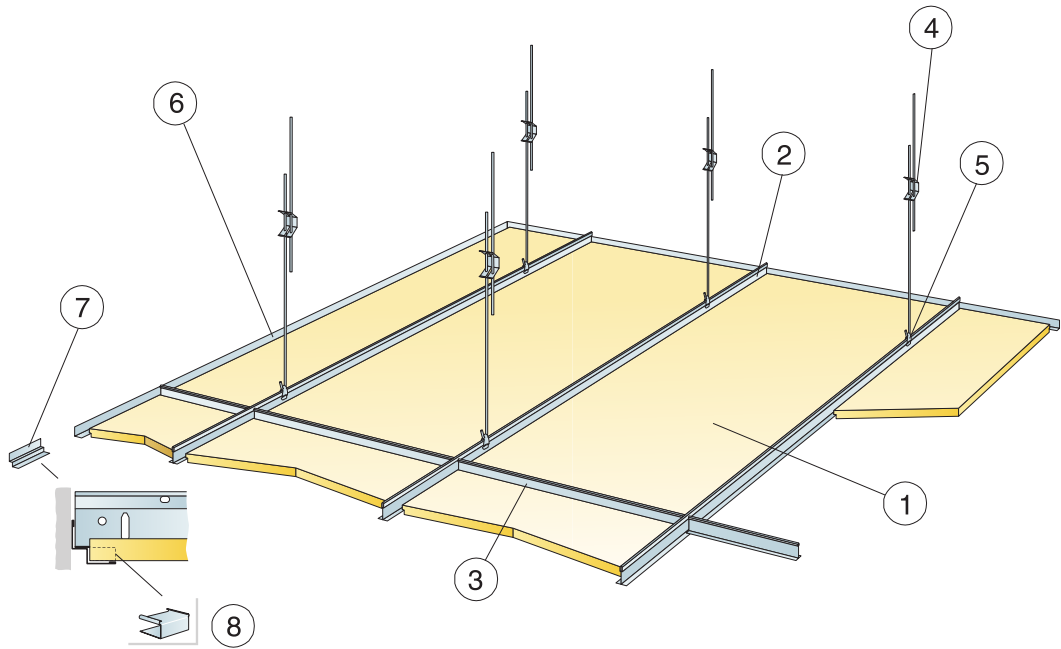


Tegular rebate with angle trim and T-profile on foot of shadow-line trim.

| Size, mm | Max live load (N) | Min load bearing capacity (N) |
|------------|-------------------|-------------------------------|
| 625x625x20 | 35 | 160 |

Live load/load bearing capacity

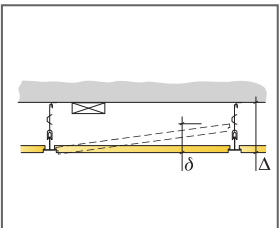
INSTALLATION DIAGRAM (M47) FOR ECOPHON FOCUS E XL



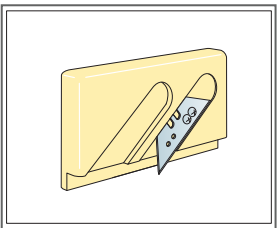
© Ecophon Group

QUANTITY SPECIFICATION (EXCL. WASTAGE)

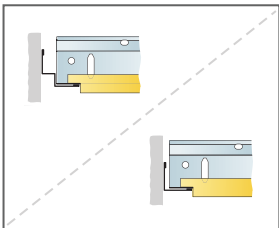
| | Size, mm | | | |
|--|----------------------|---------------------|---------------------|----------------------|
| | 1600x600 | 1800x600 | 2000x600 | 2400x600 |
| 1 Focus E | 1,05/m ² | 0,95/m ² | 0,85/m ² | 0,7/m ² |
| 2 Connect T24 Main runner, installed at 600 mm centres | 1,7m/m ² | 1,7m/m ² | 1,7m/m ² | 1,7m/m ² |
| 3 Connect T24 Cross tee, L=600 mm | 0,65m/m ² | 0,6m/m ² | 0,5m/m ² | 0,45m/m ² |
| 4 Connect Adjustable hanger, installed at 1500 mm centres (max. distance from wall 450 mm) | 1,1/m ² | 1,1/m ² | 1,1/m ² | 1,1/m ² |
| 5 Connect Hanger clip | 1,1/m ² | 1,1/m ² | 1,1/m ² | 1,1/m ² |
| 6 Connect Angle trim, fixed at 300 mm centres | as required | as required | as required | as required |
| 7 Connect Shadow-line trim, fixed at 300 mm centres | as required | as required | as required | as required |
| 8 Connect E-plug (for Shadow-line trim) | as required | as required | as required | as required |
| Δ Min. overall depth of system: 110 mm | - | - | - | - |
| δ Minimum demounting depth: 110 mm | - | - | - | - |



See Quantity specification



Cutting tool E

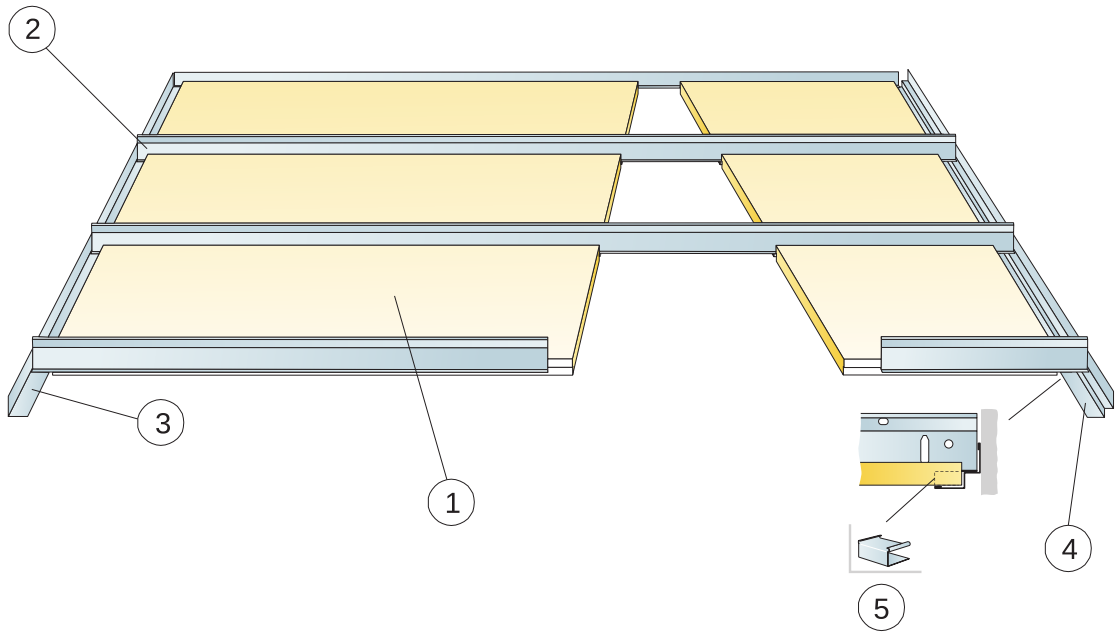


Regular rebate with angle trim and T-profile on foot of shadow-line trim.

| Size, mm | Max live load (N) | Min load bearing capacity (N) |
|-------------|-------------------|-------------------------------|
| 1600x600x20 | 50 | 160 |
| 1800x600x20 | 50 | 160 |
| 2000x600x20 | 50 | 160 |
| 2400x600x20 | 50 | 160 |

Live load/load bearing capacity

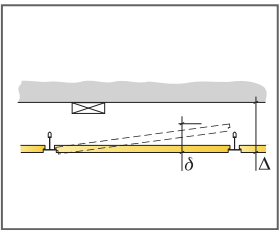
INSTALLATION DIAGRAM (M49) FOR ECOPHON FOCUS E XL IN CORRIDORS



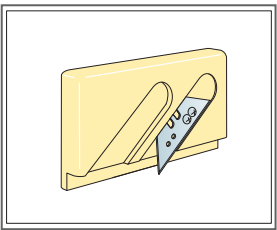
© Ecophon Group

QUANTITY SPECIFICATION (EXCL. WASTAGE)

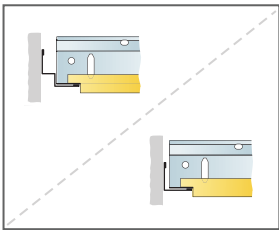
| | | Size, mm | | | |
|---------------------------------------|---|-------------|-------------|-------------|-------------|
| | | 1600x600 | 1800x600 | 2000x600 | 2400x600 |
| 1 | Focus E | 1,05/m² | 0,95/m² | 0,85/m² | 0,7/m² |
| 2 | Connect T24 Corridor profile, installed at 600 mm centres | 1,05/m² | 0,95/m² | 0,85/m² | 0,7/m² |
| 3 | Connect Angle trim, fixed at 200 mm centres | as required | as required | as required | as required |
| 4 | Connect Shadow-line trim, fixed at 200 mm centres | as required | as required | as required | as required |
| 5 | Connect E-plug (for Shadow-line trim) | as required | as required | as required | as required |
| Δ Min. overall depth of system: 50 mm | | - | - | - | - |
| δ Min. demounting depth: 75 mm | | - | - | - | - |



See Quantity specification



Cutting tool E



Tegular rebate with angle trim and T-profile on foot of shadow-line trim.

| Size, mm | Max live load (N) | Min load bearing capacity (N) |
|-------------|-------------------|-------------------------------|
| 1600x600x20 | 40 | - |
| 1800x600x20 | 20 | - |
| 2000x600x20 | 10 | - |
| 2400x600x20 | 0 | - |

Live load/load bearing capacity

Ecophon Focus™ Ez


Ecophon Focus™ Ez has a recessed visible grid with diagonal edge design, creating a new design feature to the ceiling. For applications with high demands on good acoustics and speech intelligibility.




SYSTEM RANGE




| | |
|-----------------|---------|
| Size, mm | 600x600 |
| T24 | • |
| Thickness (THK) | 40 |
| Inst. Diag. | M393 |



Focus Ez tile



Section of Focus Ez system with Connect T24



Focus Ez system

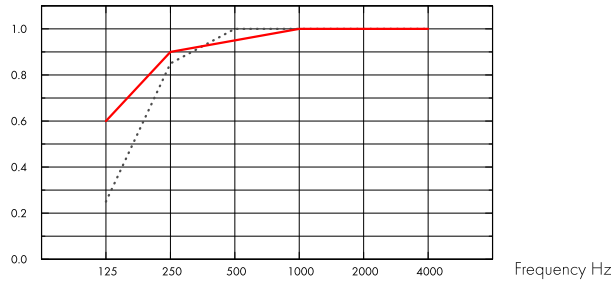


Acoustic

Sound Absorption:

Test results according to EN ISO 354. Classification according to EN ISO 11654, and the single value ratings for Noise Reduction Coefficient, NRC and Sound Absorption Average, SAA according to ASTM C 423.

α_p , Practical sound absorption coefficient



.... Focus Ez 40 mm, 60 mm o.d.s.

— Focus Ez 40 mm, 200 mm o.d.s.

o.d.s = overall depth of system

| THK mm | o.d.s. mm | α_p , Practical sound absorption coefficient | | | | | | α_w | Sound absorption class |
|-----------|-----------|---|--------|--------|---------|---------|---------|------------|------------------------|
| | | 125 Hz | 250 Hz | 500 Hz | 1000 Hz | 2000 Hz | 4000 Hz | | |
| 40 | 60 | 0.25 | 0.85 | 1.00 | 1.00 | 1.00 | 1.00 | 1.00 | A |
| 40 | 200 | 0.60 | 0.90 | 0.95 | 1.00 | 1.00 | 1.00 | 1.00 | A |

| THK mm | o.d.s. mm | NRC | SAA |
|-----------|-----------|------|------|
| 40 | 60 | 1.00 | 0.99 |
| 40 | 200 | 1.00 | 0.97 |

| THK mm | AC(1.5) Articulation Class, ASTM E1111, ASTM E1110 | D_{nfw} Weighted normalized flanking level difference, ISO 10848-2 | CAC dB Ceiling Attenuation Class, ASTM 1414, ASTM E413 |
|-----------|--|--|--|
| 40 | 200 | 29 | 31 |



Cradle to Cradle Certified®



This product is Cradle to Cradle Certified® at Bronze level (version 4.0).



Material Health

This product has received a C2C Certified Material Health Certificate™ at the Silver level (standard version 4.0). The C2C Certified Material Health Certificate™ is a verification of the health and safety of a product's composition using the Material Health requirements of the Cradle-to-Cradle Certified Product Standard.



Environmental Footprint

| kg CO ₂ equiv/m ² | |
|---|-----|
| Focus Ez | 5,9 |

Life-cycle stages A1 to C4 from EPD, in conformity with ISO 14025 / EN 15804



Circularity

| | |
|--|------------------|
| Minimum post-consumer recycled content | 62% |
| Recyclability | Fully recyclable |



Fire safety

| Country | Fire standard | Class |
|---------|---------------|----------|
| Europe | EN 13501-1 | A2-s1,d0 |

The glass wool core of the tiles is tested and classified as non-combustible according to EN ISO 1182.



Humidity Resistance

Class C, relative humidity 95% and 30°C, according to EN 13964:2014



Visual appearance

White Frost, nearest NCS colour sample S 0500-N, 85% light reflectance. Gloss < 1.



Cleanability

Daily dusting and vacuum cleaning. Weekly wet wiping.



Accessibility

The tiles are easily demountable. Minimum demounting depth according to installation diagrams.



Installation

Installed according to installation diagrams, installation guides and drawing aid. For information regarding minimum overall depth of system see quantity specification.



System weight

| | kg/m ² |
|--------------------------------|-------------------|
| Focus Ez | 3,5 |
| Focus Ez + Connect grid system | 4,5 |

Weight information is indicative and subject to variation.



Mechanical properties

See table about Max live load and Min load bearing capacity and Functional demands, Mechanical properties at www.ecophon.com.



CE

Ecophon ceiling systems are CE marked according to the European harmonized standard EN13964:2014. CE marked construction products are covered by a Declaration of Performance (DOP) which enables customers and users to easily compare performance of products available on the European market.

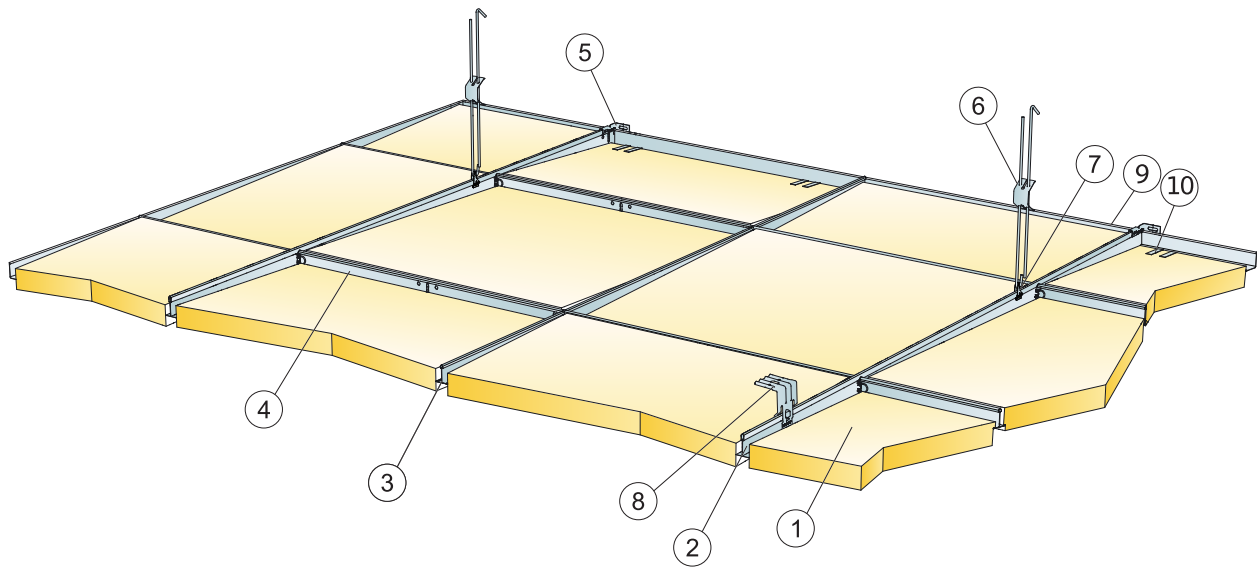


Indoor Air Quality

| Certificate / Label | All Products |
|------------------------------|--------------|
| Eurofins Indoor Air Comfort® | IAC Gold |
| French VOC | A+ |
| Finnish M1 | • |

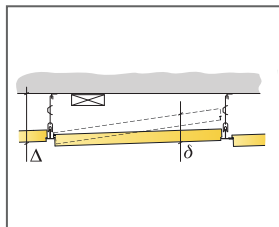


INSTALLATION DIAGRAM (M393) FOR ECOPHON FOCUS EZ

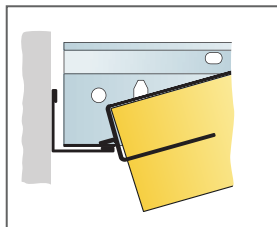


QUANTITY SPECIFICATION (EXCL. WASTAGE)

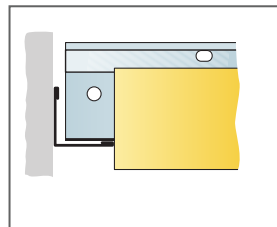
| | Size, mm |
|---|---------------------------------|
| | 600x600 |
| 1 Focus Ez | 2,8/m ² |
| 2 Connect T24 Main runner, installed at 1200 mm centres (max. distance from wall 600 mm, can be extended up to 1200 mm if no live load between Main runner and wall). | 0,9m/m ² |
| 3 Connect T24 Cross tee, l=1200 mm, installed at 600 mm centres | 1,7m/m ² |
| 4 Connect T24 Cross tee, l=600 mm | 0,9m/m ² |
| 5 Connect Wall Bracket for T-profiles | 1 /suspended row of Main runner |
| 6 Connect Adjustable Hanger, installed at 1200 mm centres (max. distance from wall 600 mm) | 0,7/m ² |
| 7 Connect Hanger Clip (not to be used in swimming hall environments) | 0,7/m ² |
| 8 For direct installation: Connect Direct Bracket, installed at 1200 mm centres | 0,7/m ² |
| 9 Connect Angle trim, fixed at 300 mm centres | as required |
| 10 Connect Support clip DG25 | 2/300-400mm on any cut edge |
| Δ Min. overall depth of system, with Adjustable hanger: 110 mm, with Direct bracket: 80 mm | - |
| δ Min. demounting depth: 80 mm | - |



See Quantity specification



Cut edge with Connect Support clip Dg25



Wall connection non-supported edge

| | | |
|------------|-------------------|-------------------------------|
| Size, mm | Max live load (N) | Min load bearing capacity (N) |
| 600x600x40 | 40 | 160 |

Live load/load bearing capacity

Ecophon Focus™ F

Ecophon Focus™ F installs directly to an existing plaster ceiling, boarding, battens or concrete, to create a ceiling with a smooth appearance. For applications requiring a ceiling mechanically secured to the structural soffit.




Ten Con Ten, Madrid, Spain


SYSTEM RANGE




| Size, mm | 600x600 | 1200x600 |
|-----------------|---------|----------|
| Direct | • | • |
| Thickness (THK) | 20 | 20 |
| Inst. Diagr. | M15 | M15 |



Focus F tile



Section of Focus F system



Focus F system



Focus F is installed by screw fixing

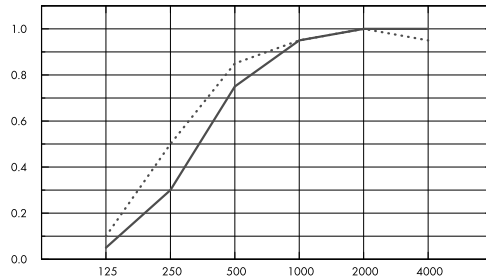


Acoustic

Sound Absorption:

Test results according to EN ISO 354. Classification according to EN ISO 11654, and the single value ratings for Noise Reduction Coefficient, NRC and Sound Absorption Average, SAA according to ASTM C 423.

α_p , Practical sound absorption coefficient



— Focus F 20 mm, 20 mm o.d.s.

.... Focus F 20 mm, 40 mm o.d.s.

o.d.s = overall depth of system

| THK mm | o.d.s. mm | α_p , Practical sound absorption coefficient | | | | | | α_w | Sound absorption class |
|-----------|-----------|---|--------|--------|---------|---------|---------|------------|------------------------|
| | | 125 Hz | 250 Hz | 500 Hz | 1000 Hz | 2000 Hz | 4000 Hz | | |
| 20 | 20 | 0.05 | 0.30 | 0.75 | 0.95 | 1.00 | 1.00 | 0.60 | C |
| 20 | 40 | 0.10 | 0.50 | 0.85 | 0.95 | 1.00 | 0.95 | 0.80 | B |

| THK mm | o.d.s. mm | NRC | SAA |
|-----------|-----------|------|------|
| 20 | 20 | 0.75 | 0.76 |
| 20 | 40 | 0.85 | 0.82 |



Indoor Air Quality

| Certificate / Label | All Products |
|------------------------------|--------------|
| Eurofins Indoor Air Comfort® | IAC Gold |
| French VOC | A+ |
| Finnish M1 | • |



Cradle to Cradle Certified®



This product is Cradle to Cradle Certified® at Bronze level (version 4.0).



Material Health

This product has received a C2C Certified Material Health Certificate™ at the Silver level (standard version 4.0). The C2C Certified Material Health Certificate™ is a verification of the health and safety of a product's composition using the Material Health requirements of the Cradle-to-Cradle Certified Product Standard.



Environmental footprint

| kg CO ₂ equiv/m ² | |
|---|------|
| Focus F | 4,90 |

Life-cycle stages A1 to C4 from EPD, in conformity with ISO 14025 / EN 15804



Circularity

| | |
|--|------------------|
| Minimum post-consumer recycled content | 59% |
| Recyclability | Fully recyclable |



Fire safety

| Country | Fire standard | Class |
|---------|---------------|----------|
| Europe | EN 13501-1 | A2-s1,d0 |

The glass wool core of the tiles is tested and classified as non-combustible according to EN ISO 1182.



Humidity Resistance

Class C, relative humidity 95% and 30°C, according to EN 13964:2014



Visual appearance

White Frost, nearest NCS colour sample S 0500-N, 85% light reflectance. Gloss < 1.



Cleanability

Daily dusting and vacuum cleaning. Weekly wet wiping.



Accessibility

The tiles are not demountable.



Installation

Installed according to installation diagrams, installation guides and drawing aid. For information regarding minimum overall depth of system see quantity specification. For best result the surface should be even, however an acceptable result could be achieved on slightly uneven surfaces. If very uneven surfaces – installation of furring (evenly spaced timber battens) as the substrate for the tiles is recommended.



System weight

| kg/m ² | |
|-------------------|-----|
| Focus F | 2,3 |

Weight information is indicative and subject to variation.



Mechanical properties

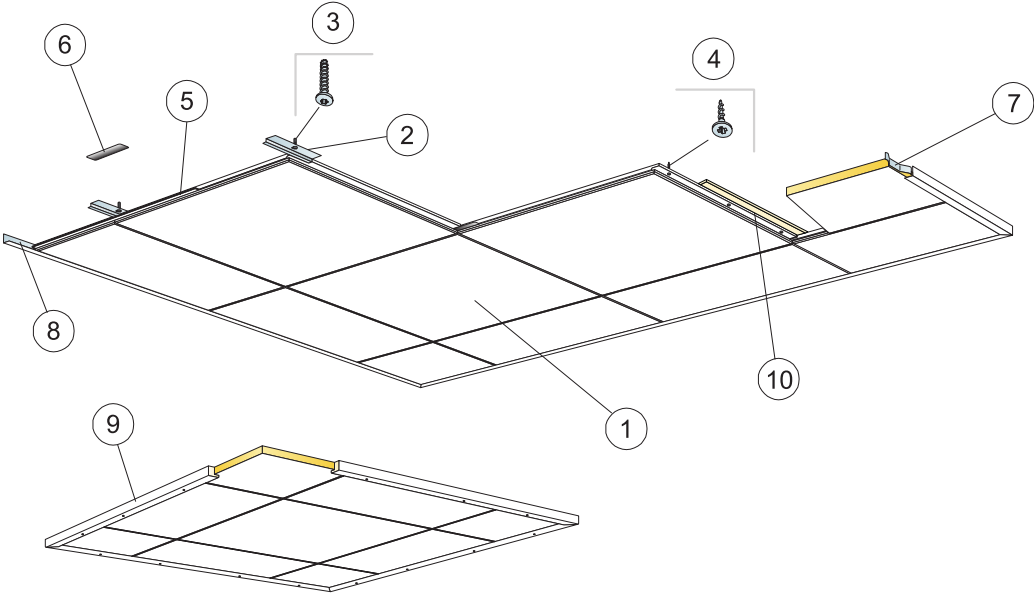
Additional live load has to be fixed to the soffit.



CE

Ecophon ceiling systems are CE marked according to the European harmonized standard EN13964:2014. CE marked construction products are covered by a Declaration of Performance (DOP) which enables customers and users to easily compare performance of products available on the European market.

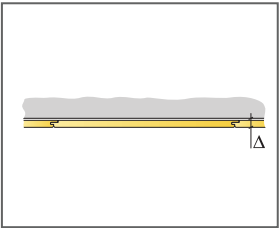
INSTALLATION DIAGRAM (M15) FOR ECOPHON FOCUS F



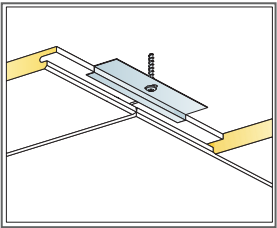
© Ecophon Group

QUANTITY SPECIFICATION (EXCL. WASTAGE)

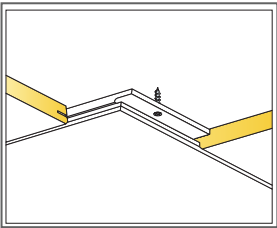
| | Size, mm | |
|--|-------------------------|-------------------------|
| | 600x600 | 1200x600 |
| 1 Focus F | 2,8/m² | 1,4/m² |
| 2 Connect Direct fixing plate, installed at 600 mm centres (for use in concrete) | 2,8/m² | 2,8/m² |
| 3 Connect Anchor screw, installed at 600 mm centres (for use in concrete) | 2,8/m² | 2,8/m² |
| 4 Connect Installation screw MVL (for use in plasterboard or timber) | 8,3/m² | 7/m² |
| 5 Connect Spline F, L=600 mm. Must be used in Sweden, Denmark, Norway and Finland at fireclass 'Tändskyddande beklädnad' | 2,8/m² | 1,4/m² |
| 6 Connect Spline, L=150 mm | 2,8/m² | 1,4/m² |
| 7 Connect Wall spring spacer | 1/panel in the last row | 2/panel in the last row |
| 8 Connect Angle trim, fixed at 300 mm centres | as required | as required |
| 9 For use when installing floating ceilings: Connect Wood trim, L=2500 mm, fixed at 500 mm centres | as required | as required |
| 10 Timber installed at 600 mm centres (300 mm if thermal insulation is placed above), with the screw fixings along the timber. | as required | as required |
| Δ Min. overall depth of system: 20 mm | - | - |
| δ Min. demounting depth: The system is not demountable | - | - |



See Quantity specification



Installation in concrete



Installation in plasterboard or timber

| Size, mm | Max live load (N) | Min load bearing capacity (N) |
|-------------|-------------------|-------------------------------|
| 600x600x20 | - | - |
| 1200x600x20 | - | - |

Live load/load bearing capacity

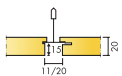
Ecophon Focus™ Lp

Ecophon Focus™ Lp has a semi-concealed grid system used for highlighting direction in a room. Features a wide gap between tiles in the emphasised direction and a narrow gap in the other. The system consists of standard Focus™ Lp tiles and Focus™ Lp Technical tiles.




Kuopio Courthouse, Finland


SYSTEM RANGE




| Size, mm | 600x150 | 600x300 | 600x600 | 1200x150 | 1200x300 | 1200x600 | XL 1800x600 |
|-----------------|---------|---------|------------|----------|------------|------------|----------------|
| T24 | • | • | • | • | • | • | • |
| Thickness (THK) | 20 | 20 | 20 | 20 | 20 | 20 | 20 |
| Inst. Diagr. | M391 | M391 | M390, M391 | M391 | M390, M391 | M390, M391 | M392 |




Focus Lp tile



Section of Focus Lp system with Connect T24 Main runner



Focus Lp system



Demounting of tile

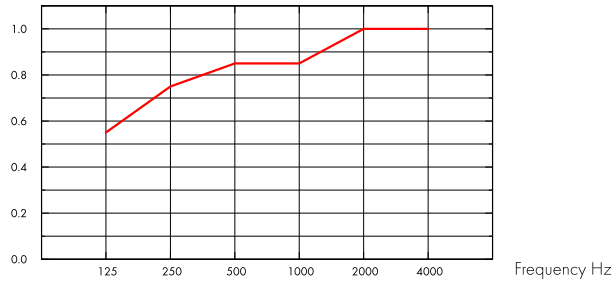
Acoustic



Sound Absorption:

Test results according to EN ISO 354. Classification according to EN ISO 11654, and the single value ratings for Noise Reduction Coefficient, NRC and Sound Absorption Average, SAA according to ASTM C 423.

α_p , Practical sound absorption coefficient



— Focus Lp 20 mm, 200 mm o.d.s.
o.d.s = overall depth of system

| THK mm | o.d.s. mm | α_p , Practical sound absorption coefficient | | | | | | α_w | Sound absorption class |
|-----------|-----------|---|--------|--------|---------|---------|---------|------------|------------------------|
| | | 125 Hz | 250 Hz | 500 Hz | 1000 Hz | 2000 Hz | 4000 Hz | | |
| 20 | 200 | 0.55 | 0.75 | 0.85 | 0.85 | 1.00 | 1.00 | 0.90 | A |

| THK mm | o.d.s. mm | NRC | SAA |
|-----------|-----------|------|------|
| 20 | 400 | 0.80 | 0.82 |

| THK mm | AC(1.5) | D_{nfw} | CAC dB |
|-----------|--|--|---|
| | Articulation Class, ASTM E1111, ASTM E1110 | Weighted normalized flanking level difference, ISO 10848-2 | Ceiling Attenuation Class, ASTM 1414, ASTM E413 |
| 20 | 180 | 24 | 25 |

Indoor Air Quality



| Certificate / Label | Standard |
|------------------------------|----------|
| Eurofins Indoor Air Comfort® | IAC Gold |
| French VOC | A+ |
| Finnish M1 | • |



Cradle to Cradle Certified®



This product is Cradle to Cradle Certified® at Bronze level (version 4.0).



Material Health

This product has received a C2C Certified Material Health Certificate™ at the Silver level (standard version 4.0). The C2C Certified Material Health Certificate™ is a verification of the health and safety of a product's composition using the Material Health requirements of the Cradle-to-Cradle Certified Product Standard.



Environmental Footprint

| kg CO ₂ equiv/m ² | | Life-cycle stages A1 to C4 from EPD, in conformity with ISO 14025 / EN 15804 |
|---|------|--|
| Focus lp | 4,66 | |



Circularity

| | |
|--|------------------|
| Minimum post-consumer recycled content | 57% |
| Recyclability | Fully recyclable |



Fire safety

| Country | Fire standard | Class | The glass wool core of the tiles is tested and classified as non-combustible according to EN ISO 1182. |
|---------|---------------|----------|--|
| Europe | EN 13501-1 | A2-s1,d0 | |



Humidity Resistance

Class C, relative humidity 95% and 30°C, according to EN 13964:2014



Visual appearance

White Frost, nearest NCS colour sample S 0500-N, 85% light reflectance. Gloss < 1.



Cleanability

Daily dusting and vacuum cleaning. Weekly wet wiping.



Accessibility

The tiles are easily demountable. Minimum demounting depth according to installation diagrams.



Installation

Installed according to installation diagrams, installation guides and drawing aid. For information regarding minimum overall depth of system see quantity specification. The systems are not recommended for small rooms (approximately 2x2 m2). Ceilings with a large amount of integrations require careful planning, design and installation.



System weight

| kg/m ² | | Weight information is indicative and subject to variation. |
|--------------------------------|-----|--|
| Focus lp | 2,4 | |
| Focus lp + Connect grid system | 3,4 | |



Mechanical properties

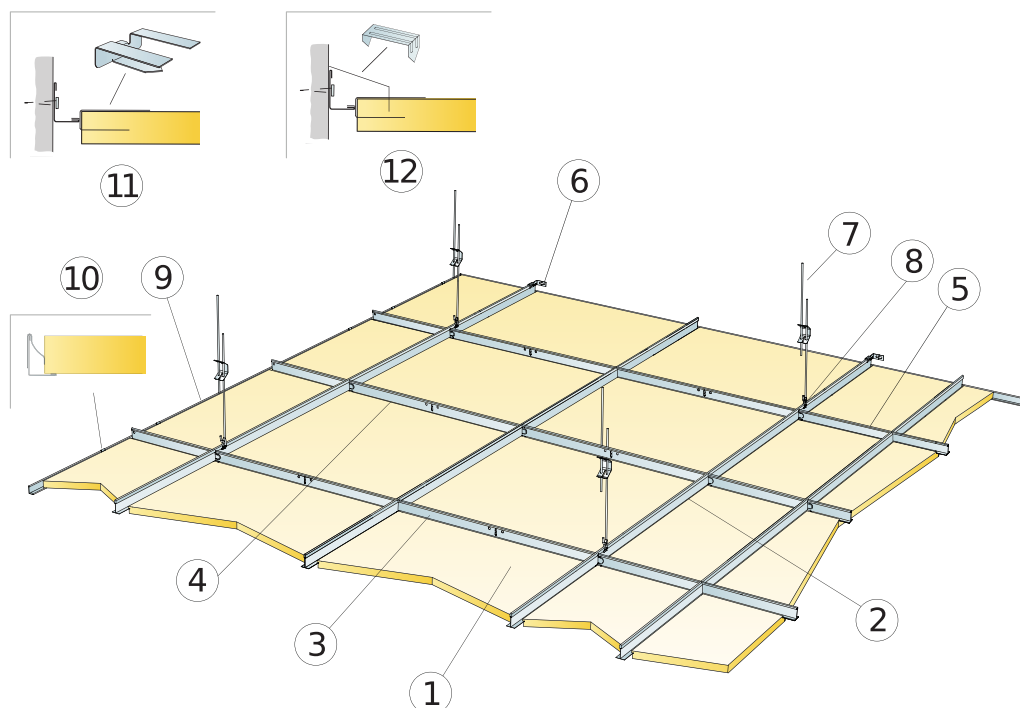
See table about Max live load and Min load bearing capacity and Functional demands, Mechanical properties at www.ecophon.com. For the Technical tiles installed according to M391 there is a load bearing capacity of 100 N for each Main runner per 1200 mm. This gives a total load bearing capacity of 200 N for a load evenly distributed on two Main runners.



CE

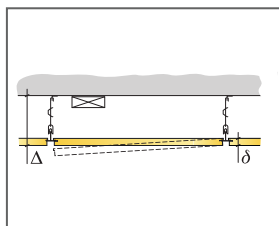
Ecophon ceiling systems are CE marked according to the European harmonized standard EN13964:2014. CE marked construction products are covered by a Declaration of Performance (DOP) which enables customers and users to easily compare performance of products available on the European market.

INSTALLATION DIAGRAM (M278) FOR ECOPHON FOCUS LP

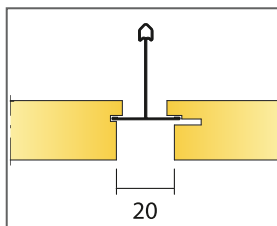


QUANTITY SPECIFICATION (EXCL. WASTAGE)

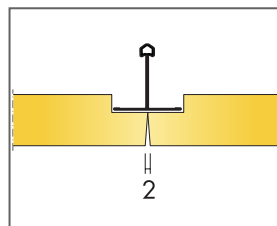
| | Size, mm | | |
|--|---|---|---|
| | 600x600 | 1200x300 | 1200x600 |
| 1 Focus Lp | 2,8/m ² | 2,8/m ² | 1,4/m ² |
| 2 Connect T24 Main runner, installed at 1200 mm centres (max distance from wall 600 mm) | 0,9m/m ² | 0,9m/m ² | 0,9m/m ² |
| 3 Connect T24 Cross tee, L=1200 mm | 1,7m/m ² | 3,4m/m ² | 1,7m/m ² |
| 4 Connect T24 Cross tee, L=600 mm | 0,9m/m ² | - | - |
| 5 Connect T24 Cross tee, L=300 mm | - | - | - |
| 6 Connect Wall Bracket for T-profiles | 1/suspended row of Main runner | | |
| 7 Connect Adjustable Hanger, installed at 1200 mm centres (max. distance from wall 600 mm) | 0,7/m ² | 0,7/m ² | 0,7/m ² |
| 8 Connect Hanger Clip (not to be used in swimming hall environments) | 0,7/m ² | 0,7/m ² | 0,7/m ² |
| 9 Connect Angle trim, fixed at 300 mm centres | as required | as required | as required |
| 10 Connect Wall spring | 2 pcs/on every cut perimeter tile with only 1 supporting edge | | |
| 11 Connect Support clip Dg20 | 2per perimeter tile, cut on the long side | 3per perimeter tile, cut on the long side | 3per perimeter tile, cut on the long side |
| 12 Connect Perimeter tile clip | 1/300-400mm on any cut edge | | |
| Δ Min. overall depth of system: 115 mm | - | - | - |
| δ Min. demounting depth: 20 mm | - | - | - |
| For luminaire integration in panels use Connect Bridging | - | - | - |



See Quantity specification



Distance between Focus Lp tiles

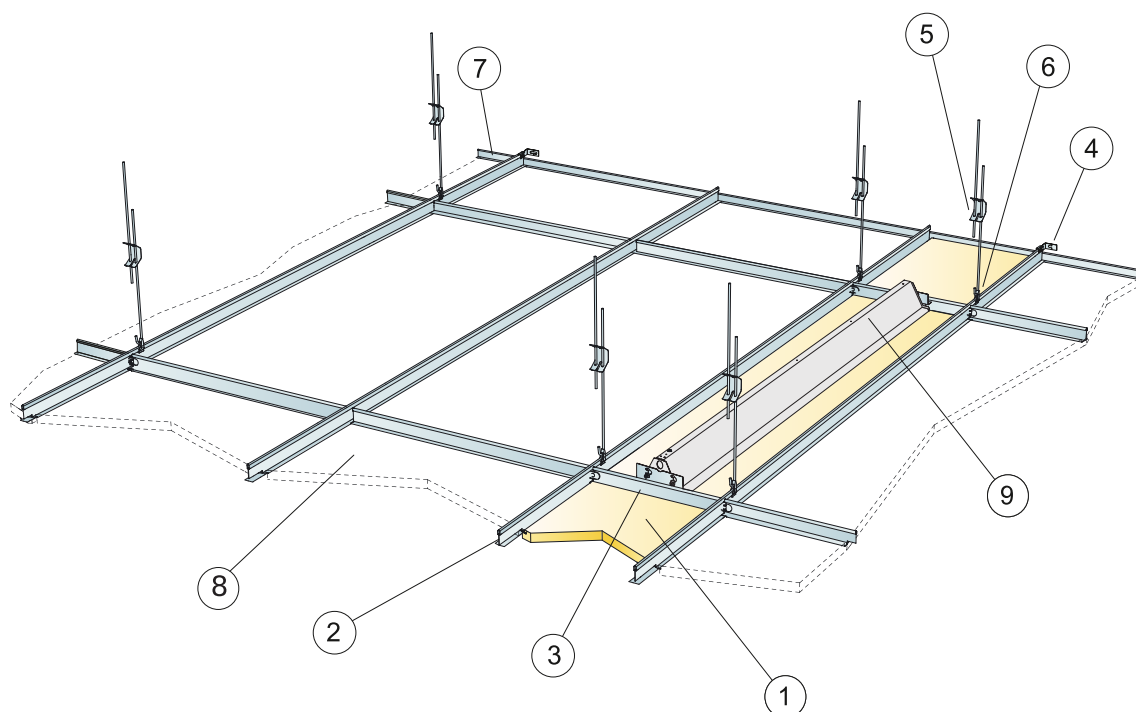


Non-supported edges meeting with space for cross-tee.

| Size, mm | Max live load (N) | Min load bearing capacity (N) |
|-------------|-------------------|-------------------------------|
| 600x600x20 | 30 | 160 |
| 1200x300x20 | 30 | 160 |
| 1200x600x20 | 30 | 160 |

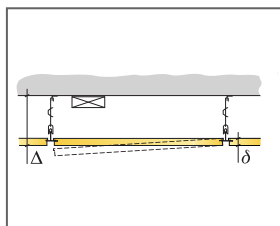
Live load/load bearing capacity

INSTALLATION DIAGRAM (M279) FOR ECOPHON FOCUS LP TECHNICAL TILE

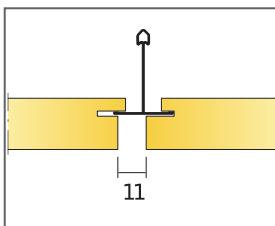


QUANTITY SPECIFICATION (EXCL. WASTAGE)

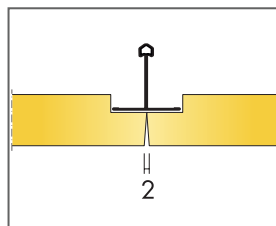
| | Size, mm | | | | | |
|--|--------------------------------|----------------------|---------------------|----------------------|----------------------|----------------------|
| | 600x150 | 600x300 | 600x600 | 1200x150 | 1200x300 | 1200x600 |
| 1 Focus Lp Technical tile | 11,1/m ² | 5,6/m ² | 2,8/m ² | 5,6/m ² | 2,8/m ² | 1,4/m ² |
| 2 Connect T24 Main runner | 6,7m/m ² | 3,35m/m ² | 1,7m/m ² | 6,7m/m ² | 3,35m/m ² | 1,7m/m ² |
| 3 Connect T24 Cross tee, L=150/300/600 mm | 1,7m/m ² | 1,7m/m ² | 1,7m/m ² | 0,85m/m ² | 0,85m/m ² | 0,85m/m ² |
| 4 Connect Wall Bracket for T-profiles | 1/suspended row of Main runner | | | | | |
| 5 Connect Adjustable hanger, installed at 1200 mm centres (max. distance from wall 600 mm) | 5,6/m ² | 2,8/m ² | 1,4/m ² | 5,6/m ² | 2,8/m ² | 1,4/m ² |
| 6 Connect Hanger clip | 5,6/m ² | 2,8/m ² | 1,4/m ² | 5,6/m ² | 2,8/m ² | 1,4/m ² |
| 7 Connect Angle trim, fixed at 300 mm centres | as required | as required | as required | as required | as required | as required |
| 8 Focus Lp (adjacent ceiling) | - | - | - | - | - | - |
| 9 Ecophon Line Lp | - | - | - | - | - | - |
| Δ Min. overall depth of system: 105 mm (190 mm when using Connect Space bar connector) | - | - | - | - | - | - |
| δ Min. demounting depth: 20 mm | - | - | - | - | - | - |
| For luminaire integration in panels use Connect Bridging | - | - | - | - | - | - |
| The area in quantity specification for M279 refers to the installation area between the two suspended Main runners. Maximum two rows of Technical tiles can be installed next to each other. | - | - | - | - | - | - |
| For integration with a unbroken luminaire, width smaller than 300 mm use Connect Spacebar connector, max height 75 mm | - | - | - | - | - | - |



See Quantity specification



Distance between Focus Lp and Focus Lp Technical tile

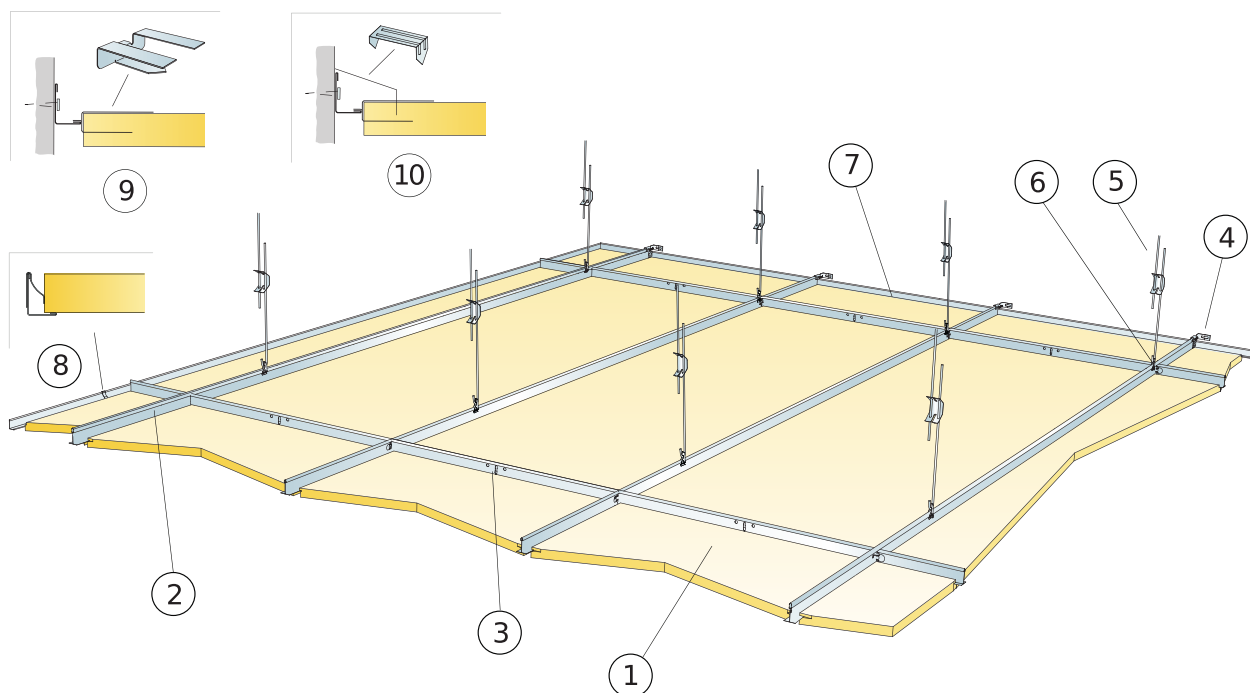


Non-supported edges meeting with space for cross-tee.

| Size, mm | Max live load (N) | Min load bearing capacity (N) |
|-------------|-------------------|-------------------------------|
| 600x150x20 | 50 | 160 |
| 600x300x20 | 50 | 160 |
| 600x600x20 | 50 | 160 |
| 1200x150x20 | 50 | 160 |
| 1200x300x20 | 50 | 160 |
| 1200x600x20 | 50 | 160 |

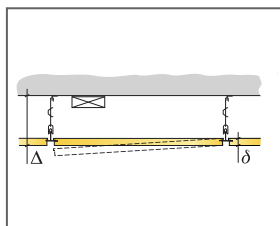
Live load/load bearing capacity

INSTALLATION DIAGRAM (M278) FOR ECOPHON FOCUS LP XL

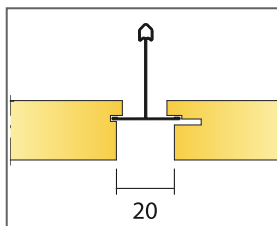


QUANTITY SPECIFICATION (EXCL. WASTAGE)

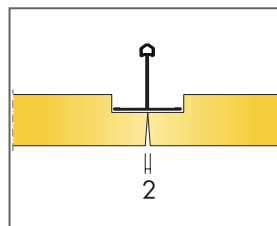
| | | Size, mm |
|--|--|--|
| | | 1800x600 |
| 1 | Focus Lp | 0,95/m ² |
| 2 | Connect T24 Main runner, installed at 600 mm centres | 1,7m/m ² |
| 3 | Connect T24 Cross tee, L=600 mm | 0,6m/m ² |
| 4 | Connect Wall Bracket for T-profiles | 1/suspended row of Main runner |
| 5 | Connect Adjustable hanger, installed at 1500 mm centres (max. distance from wall 450 mm) | 1,1/m ² |
| 6 | Connect Hanger Clip (not to be used in swimming hall environments) | 0,7/m ² |
| 7 | Connect Angle trim, fixed at 300 mm centres | as required |
| 8 | Connect Wall spring | 3pcs/on every cut perimeter tile with only 1 supporting edge |
| 9 | Connect Support clip Dg20 | 4per perimeter tile, cut on the long side |
| 10 | Connect Perimeter tile clip | 1/300-400mm on any cut edge |
| Δ Min. overall depth of system: 115 mm | | - |
| δ Min. demounting depth: 20 mm | | - |
| For luminaire integration in panels use Connect Bridging | | - |



See Quantity specification



Distance between Focus Lp tiles



Non-supported edges meeting with space for cross-tee.

| Size, mm | Max live load (N) | Min load bearing capacity (N) |
|-------------|-------------------|-------------------------------|
| 1800x600x20 | 50 | 160 |

Live load/load bearing capacity

Ecophon Focus™ SQ


Ecophon Focus™ SQ bonds directly to the soffit surface. Tiles are installed with a gap between each tile, creating a ceiling with a smooth appearance. For applications where the minimum possible overall depth of system is required due to limited space or other reason.




SYSTEM RANGE




| Size, mm | 600x600 | 1200x600 |
|-----------------|---------|----------|
| Direct | • | • |
| Thickness (THK) | 20 | 20 |
| Inst. Diag. | M107 | M107 |



Focus SQ tile



Section of Focus SQ system



Focus SQ system

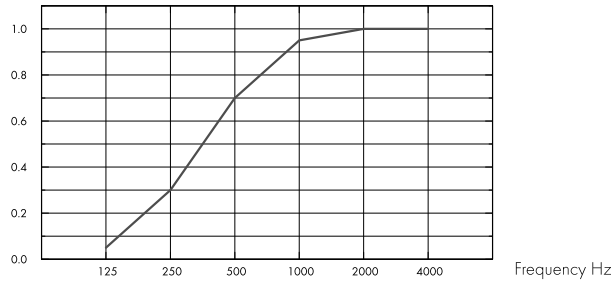


Acoustic

Sound Absorption:

Test results according to EN ISO 354. Classification according to EN ISO 11654, and the single value ratings for Noise Reduction Coefficient, NRC and Sound Absorption Average, SAA according to ASTM C 423.

α_p , Practical sound absorption coefficient



— Focus SQ 20 mm, 23 mm o.d.s.

o.d.s = overall depth of system

| THK mm | o.d.s. mm | α_p , Practical sound absorption coefficient | | | | | | α_w | Sound absorption class |
|-----------|-----------|---|--------|--------|---------|---------|---------|------------|------------------------|
| | | 125 Hz | 250 Hz | 500 Hz | 1000 Hz | 2000 Hz | 4000 Hz | | |
| 20 | 23 | 0.05 | 0.30 | 0.70 | 0.95 | 1.00 | 1.00 | 0.60 | C |

| THK mm | o.d.s. mm | NRC | SAA |
|-----------|-----------|------|------|
| 20 | 23 | 0.75 | 0.75 |

| THK mm | AC[1.5] Articulation Class, ASTM E1111, ASTM E1110 |
|-----------|---|
| 20 | 190 |



Cradle to Cradle Certified®



This product is Cradle to Cradle Certified® at Bronze level (version 4.0).



Material Health

This product has received a C2C Certified Material Health Certificate™ at the Silver level (standard version 4.0). The C2C Certified Material Health Certificate™ is a verification of the health and safety of a product's composition using the Material Health requirements of the Cradle-to-Cradle Certified Product Standard.



Environmental Footprint

| | kg CO ₂ equiv/m ² | Life-cycle stages A1 to C4 from EPD, in conformity with ISO 14025 / EN 15804 |
|----------|---|--|
| Focus SQ | 4,88 | |



Circularity

| | |
|--|------------------|
| Minimum post-consumer recycled content | 57% |
| Recyclability | Fully recyclable |



Fire safety

| Country | Fire standard | Class | The glass wool core of the tiles is tested and classified as non-combustible according to EN ISO 1182. |
|---------|---------------|----------|--|
| Europe | EN 13501-1 | A2-s1,d0 | |



Humidity Resistance

Class C, relative humidity 95% and 30°C, according to EN 13964:2014



Visual appearance

White Frost, nearest NCS colour sample S 0500-N, 85% light reflectance. Gloss < 1.



Cleanability

Daily dusting and vacuum cleaning. Weekly wet wiping.



Accessibility

The tiles are not demountable.



Installation

Installed according to installation diagrams, installation guides and drawing aid. For information regarding minimum overall depth of system see quantity specification. Rendered surfaces must have sufficient strength to be able to carry the load imposed by the tiles. If doubts, test gluing should be carried out. The surface should always be dry and clean. For best result the surface should be even, however an acceptable result could be achieved on slightly uneven surfaces.



System weight

| | kg/m ² | Weight information is indicative and subject to variation. |
|----------|-------------------|--|
| Focus SQ | 2,4 | |



Mechanical properties

Additional live load has to be fixed to the soffit.



CE

Ecophon ceiling systems are CE marked according to the European harmonized standard EN 13964:2014. CE marked construction products are covered by a Declaration of Performance (DOP) which enables customers and users to easily compare performance of products available on the European market.

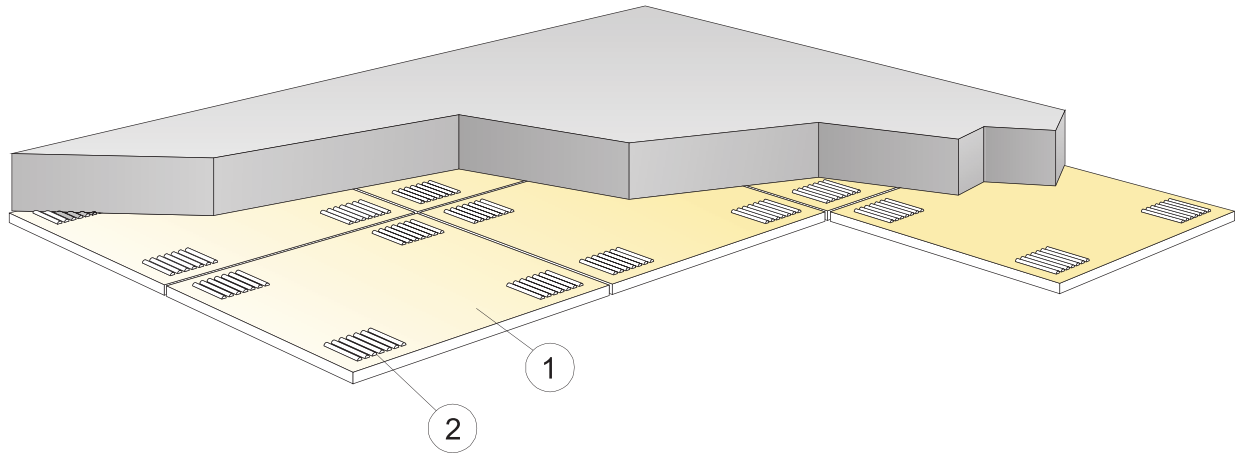


Indoor Air Quality

| Certificate / Label | All Products |
|------------------------------|--------------|
| Eurofins Indoor Air Comfort® | IAC Gold |
| French VOC | A+ |
| Finnish M1 | • |



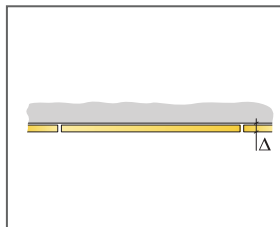
INSTALLATION DIAGRAM (M107) FOR ECOPHON FOCUS SQ, USING CONNECT ABSORBER GLUE



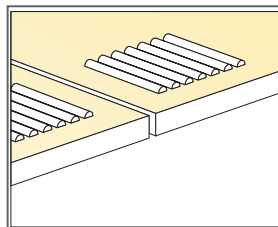
© Ecophon Group

QUANTITY SPECIFICATION (EXCL. WASTAGE)

| | | Size, mm | |
|--|---|--------------------|--------------------|
| | | 600x600 | 1200x600 |
| 1 | Focus SQ | 2,8/m ² | 1,4/m ² |
| 2 | Connect Absorber glue (0,25 l/m ² - 0,4 l/m ² depending on installation conditions) | as required | as required |
| Use Connect Notched spatula to apply the glue. | | - | - |
| Δ Min. overall depth of system: 23 mm | | - | - |
| δ Min. demounting depth: The system is not demountable | | - | - |
| Visible edges should be painted | | - | - |
| * Panel Module size 600x600 [592x592], 1200x600 [1192x592] | | - | - |



See Quantity specification



Application of glue

| Size, mm | Max live load (N) | Min load bearing capacity (N) |
|-------------|-------------------|-------------------------------|
| 600x600x20 | - | - |
| 1200x600x20 | - | - |

Live load/load bearing capacity

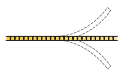
Ecophon Focus™ Flexiform A

Ecophon Focus™ Flexiform A panels are delivered flat and formed on site into concave or convex form by means of special profiles. Ideal for creating surfaces with special curvatures, or if the dimensions of the installations above the suspended ceiling cannot be accommodated.




Miejska Sala Widołskowo-Sportowa, Keprno, Poland


SYSTEM RANGE



| Size, mm | 1200x600 | 1600x600 | 2000x600 | 2400x600 |
|-----------------|-------------------|-------------------|-------------------|-------------------|
| T24 | • | • | • | • |
| Thickness (THK) | 30 | 30 | 30 | 30 |
| Inst. Diagr. | M31, M31ec, M31ic | M31, M31ec, M31ic | M31, M31ec, M31ic | M31, M31ec, M31ic |



Focus Flexiform A panel



Section of Focus Flexiform A system with Connect T24



Focus Flexiform A system



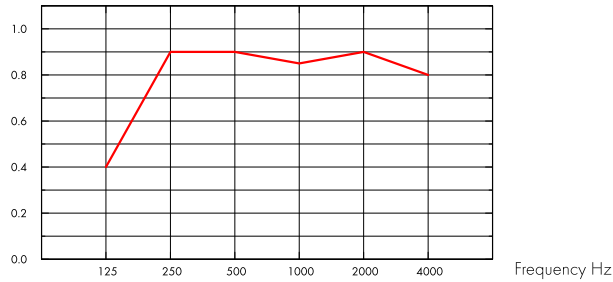
Acoustic

Acoustic values corresponding to a flat ceiling.

Sound Absorption:

Test results according to EN ISO 354. Classification according to EN ISO 11654, and the single value ratings for Noise Reduction Coefficient, NRC and Sound Absorption Average, SAA according to ASTM C 423.

α_p , Practical sound absorption coefficient



— Focus Flexiform A 30 mm, 200 mm o.d.s.

o.d.s = overall depth of system

| THK mm | o.d.s. mm | α_p , Practical sound absorption coefficient | | | | | | α_w | Sound absorption class |
|-----------|-----------|---|--------|--------|---------|---------|---------|------------|------------------------|
| | | 125 Hz | 250 Hz | 500 Hz | 1000 Hz | 2000 Hz | 4000 Hz | | |
| 30 | 200 | 0.40 | 0.90 | 0.90 | 0.85 | 0.90 | 0.80 | 0.90 | A |

| THK mm | D_{nfw} | | CAC dB | |
|-----------|--|--|---|--|
| | Weighted normalized flanking level difference, ISO 10848-2 | | Ceiling Attenuation Class, ASTM 1414, ASTM E413 | |
| 20 | 24 | | 25 | |



Indoor Air Quality

| Certificate / Label | All Products |
|------------------------------|--------------|
| Eurofins Indoor Air Comfort® | IAC Gold |
| French VOC | A+ |
| Finnish M1 | • |



Environmental Footprint

| | kg CO ₂ equiv/m ² |
|-------------------|---|
| Focus Flexiform A | 3,1 |

Life-cycle stages A1 to C4 from EPD, in conformity with ISO 14025 / EN 15804



Circularity

| | |
|--|------------------|
| Minimum post-consumer recycled content | 39% |
| Recyclability | Fully recyclable |



Fire safety

| Country | Fire standard | Class |
|---------|---------------|----------|
| Europe | EN 13501-1 | A2-s1,d0 |

The glass wool core of the tiles is tested and classified as non-combustible according to EN ISO 1182.



Humidity Resistance

Class C, relative humidity 95% and 30°C, according to EN 13964:2014



Visual appearance

White Frost, nearest NCS colour sample S 0500-N, 85% light reflectance. Gloss < 1.



Cleanability

Daily dusting and vacuum cleaning. Weekly wet wiping.



Accessibility

The tiles are not demountable.



Installation

Installed according to installation diagrams, installation guides and drawing aid. (Please note: Extreme incident light, near windows or other light sources, can create undesired shadow effects on the structured surface on curved installations.)



System weight

| | kg/m ² |
|---|-------------------|
| Focus Flexiform A | 1,4 |
| Focus Flexiform A + Connect grid system | 2,4 |

Weight information is indicative and subject to variation.



Mechanical properties

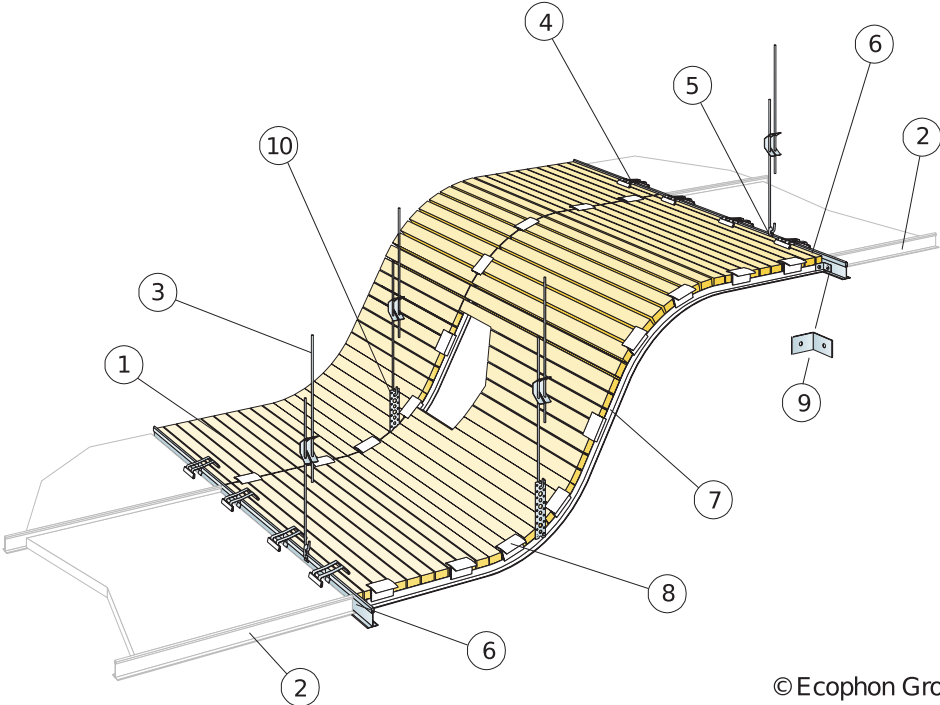
Additional live load has to be fixed to the soffit.



CE

Ecophon ceiling systems are CE marked according to the European harmonized standard EN 13964:2014. CE marked construction products are covered by a Declaration of Performance (DOP) which enables customers and users to easily compare performance of products available on the European market.

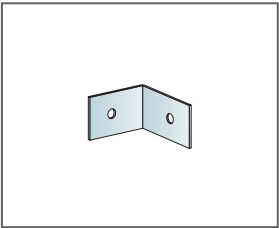
INSTALLATION DIAGRAM (M31) FOR ECOPHON FOCUS FLEXIFORM A



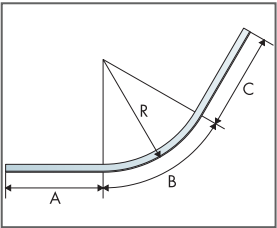
© Ecophon Group

QUANTITY SPECIFICATION (EXCL. WASTAGE)

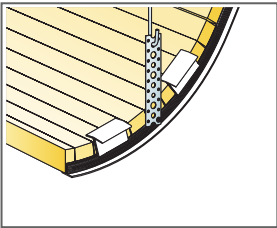
| | Size, mm | | | |
|---|-------------|-------------|-------------|-------------|
| | 1200x600 | 1600x600 | 2000x600 | 2400x600 |
| 1 Focus Flexiform A | as required | as required | as required | as required |
| 2 Connect T24 Cross tee (adjacent ceiling) | as required | as required | as required | as required |
| 3 Connect Adjustable hanger, installed at 1200 mm centres | as required | as required | as required | as required |
| 4 Connect Clip 100/20 | as required | as required | as required | as required |
| 5 Connect Hanger clip | as required | as required | as required | as required |
| 6 Connect T24 Main runner | 1,8m/m² | - | - | - |
| 7 Connect Flexiform profile/Flexible Flexiform profile , installed at 600 mm centres. | as required | as required | as required | as required |
| 8 Connect Flexiform clip, fixed at 100-300 mm (depending on the radius of curve) | as required | as required | as required | as required |
| 9 Connect Angle bracket | as required | as required | as required | as required |
| 10 Perforated strip (not supplied by Ecophon) | as required | as required | as required | as required |
| Flexiform profile: Radius of curve (concave or convex) min 200 mm. | - | - | - | - |
| Length of flexiform profile: max 2400 mm. When Flexiform profiles are longer than 1 m, intermediate suspensions are required. | - | - | - | - |



Connect Angle bracket



Example with dimensions of Flexiform profile

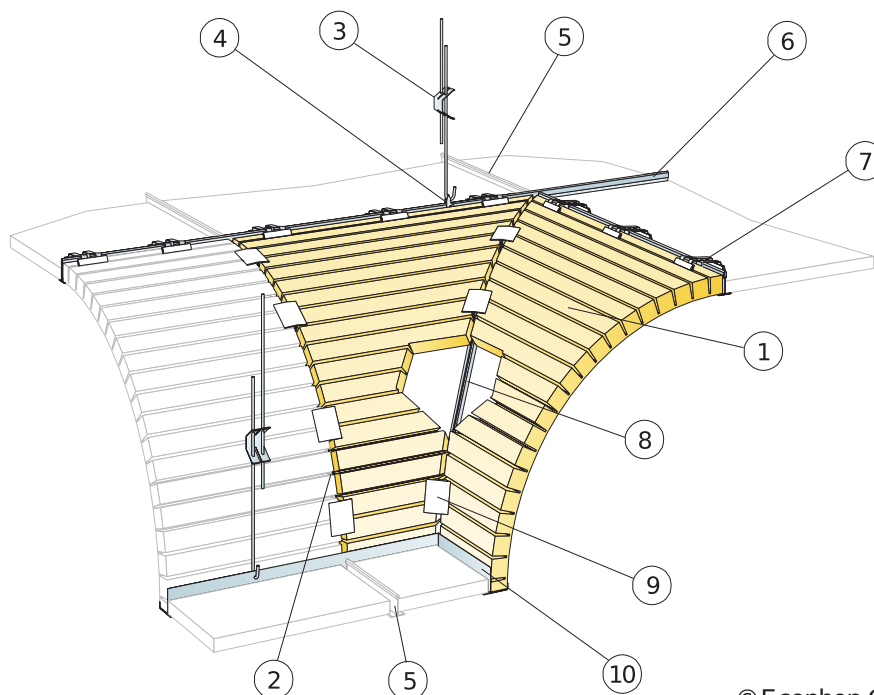


Suspension with metal strip

| Size, mm | Max live load (N) | Min load bearing capacity (N) |
|-------------|-------------------|-------------------------------|
| 1200x600x30 | 0 | 160 |
| 1600x600x30 | 0 | 160 |
| 2000x600x30 | 0 | 160 |
| 2400x600x30 | 0 | 160 |

Live load/load bearing capacity

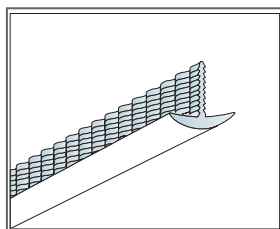
INSTALLATION DIAGRAM (M31EC) FOR ECOPHON FOCUS FLEXIFORM A EXTERNAL CORNER



© Ecophon Group

QUANTITY SPECIFICATION (EXCL. WASTAGE)

| | Size, mm | | | |
|---|---------------------|-------------|-------------|-------------|
| | 1200x600 | 1600x600 | 2000x600 | 2400x600 |
| 1 Focus Flexiform A | as required | as required | as required | as required |
| 2 Connect Flexiform profile/Flexible Flexiform profile, installed at 600 mm centres. | as required | as required | as required | as required |
| 3 Connect Adjustable hanger, installed at 1200 mm centres | as required | as required | as required | as required |
| 4 Connect Hanger clip | as required | as required | as required | as required |
| 5 Connect T24 Cross tee (adjacent ceiling) | as required | as required | as required | as required |
| 6 Connect T24 Main runner | 1,8m/m ² | - | - | - |
| 7 Connect Clip 100/20 | as required | as required | as required | as required |
| 8 Connect Flexible external corner profile | as required | as required | as required | as required |
| 9 Connect Flexiform clip, fixed at 100-300 mm (depending on the radius of curve) | as required | as required | as required | as required |
| 10 Connect F-trim F | as required | as required | as required | as required |
| Flexiform profile: Radius of curve (concave or convex) min 200 mm. | - | - | - | - |
| Length of flexiform profile: max 2400 mm. When Flexiform profiles are longer than 1 m, intermediate suspensions are required. | - | - | - | - |

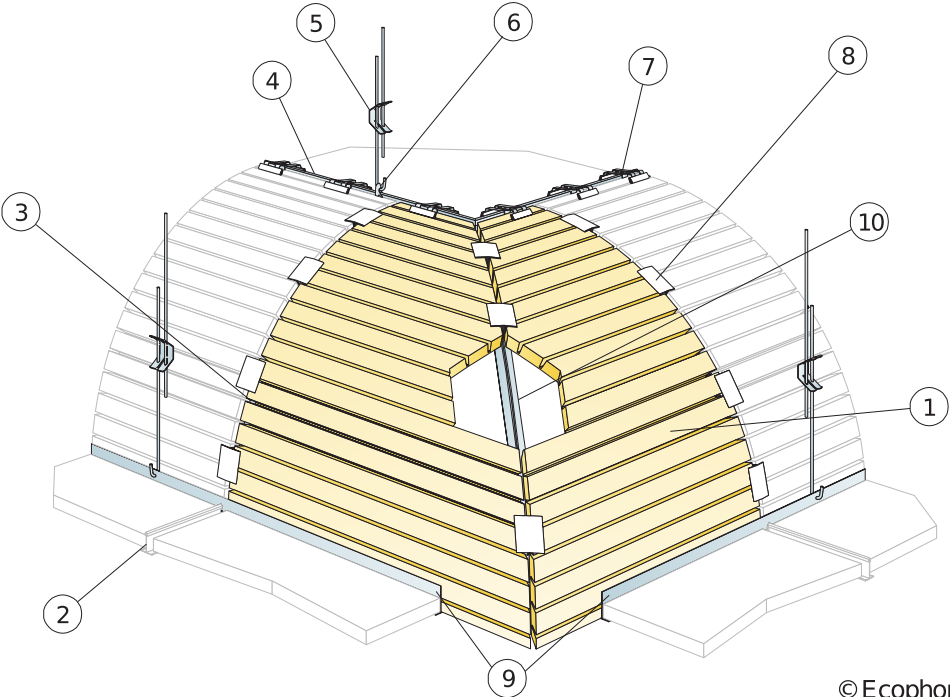


Profile for external corner

| Size, mm | Max live load (N) | Min load bearing capacity (N) |
|-------------|-------------------|-------------------------------|
| 1200x600x30 | 0 | 160 |
| 1600x600x30 | 0 | 160 |
| 2000x600x30 | 0 | 160 |
| 2400x600x30 | 0 | 160 |

Live load/load bearing capacity

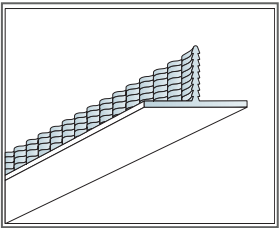
INSTALLATION DIAGRAM (M31IC) FOR ECOPHON FOCUS FLEXIFORM A INTERNAL CORNER



© Ecophon Group

QUANTITY SPECIFICATION (EXCL. WASTAGE)

| | Size, mm | | | |
|---|-------------|-------------|-------------|-------------|
| | 1200x600 | 1600x600 | 2000x600 | 2400x600 |
| 1 Focus Flexiform A | as required | as required | as required | as required |
| 2 Connect T24 Cross tee (adjacent ceiling) | as required | as required | as required | as required |
| 3 Connect Flexiform profile/Flexible Flexiform profile , installed at 600 mm centres. | as required | as required | as required | as required |
| 4 Connect T24 Main runner | 1,8m/m² | - | - | - |
| 5 Connect Adjustable hanger, installed at 1200 mm centres | as required | as required | as required | as required |
| 6 Connect Hanger clip | as required | as required | as required | as required |
| 7 Connect Clip 100/20 | as required | as required | as required | as required |
| 8 Connect Flexiform clip, fixed at 100-300 mm (depending on the radius of curve) | as required | as required | as required | as required |
| 9 Connect F-trim F | as required | as required | as required | as required |
| 10 Connect Flexiform profile/Flexible Flexiform profile , installed at 600 mm centres. | as required | as required | as required | as required |
| Flexiform profile: Radius of curve (concave or convex) min 200 mm. | - | - | - | - |
| Length of flexiform profile: max 2400 mm. When Flexiform profiles are longer than 1 m, intermediate suspensions are required. | - | - | - | - |



Profile for internal corner

| Size, mm | Max live load (N) | Min load bearing capacity (N) |
|-------------|-------------------|-------------------------------|
| 1200x600x30 | 0 | 160 |
| 1600x600x30 | 0 | 160 |
| 2000x600x30 | 0 | 160 |
| 2400x600x30 | 0 | 160 |

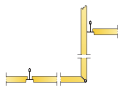
Live load/load bearing capacity

Ecophon Focus™ Fixiform E

Ecophon Focus™ Fixiform E creates distinct transitions between different levels of ceiling to accommodate various ceiling service installations or to add shape and structure to the room. Tiles are delivered flat and folded to 90 degrees on site before installation.




SYSTEM RANGE



| | |
|-----------------|----------|
| Size, mm | 1200x600 |
| T24 | • |
| Thickness (THK) | 20 |
| Inst. Diag. | M276 |



Focus Fixiform panel



Detail of Focus Fixiform system fold



Focus Fixiform E system



Focus Fixiform E system upper level



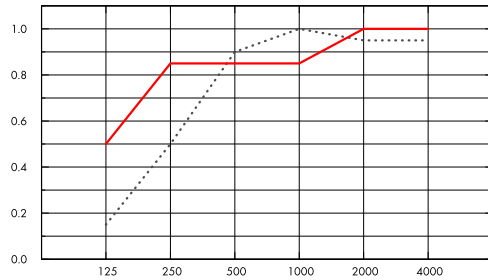
Acoustic

Acoustic values corresponding to a flat ceiling.

Sound Absorption:

Test results according to EN ISO 354. Classification according to EN ISO 11654, and the single value ratings for Noise Reduction Coefficient, NRC and Sound Absorption Average, SAA according to ASTM C 423.

α_p , Practical sound absorption coefficient



.... Focus Fixiform E 20 mm, 60 mm o.d.s.

— Focus Fixiform E 20 mm, 200 mm o.d.s.

o.d.s = overall depth of system

| THK mm | o.d.s. mm | α_p , Practical sound absorption coefficient | | | | | | α_w | Sound absorption class |
|-----------|-----------|---|--------|--------|---------|---------|---------|------------|------------------------|
| | | 125 Hz | 250 Hz | 500 Hz | 1000 Hz | 2000 Hz | 4000 Hz | | |
| 20 | 60 | 0.15 | 0.50 | 0.90 | 1.00 | 0.95 | 0.95 | 0.80 | B |
| 20 | 200 | 0.50 | 0.85 | 0.85 | 0.85 | 1.00 | 1.00 | 0.90 | A |

| THK mm | D_{nfw} | | CAC dB | |
|-----------|--|--|---|--|
| | Weighted normalized flanking level difference, ISO 10848-2 | | Ceiling Attenuation Class, ASTM 1414, ASTM E413 | |
| 20 | 24 | | 25 | |



Indoor Air Quality

| Certificate / Label | All Products |
|------------------------------|--------------|
| Eurofins Indoor Air Comfort® | IAC Gold |
| French VOC | A+ |
| Finnish M1 | • |



Circularity

| | |
|--|------------------|
| Minimum post-consumer recycled content | 57% |
| Recyclability | Fully recyclable |



Fire safety

| Country | Fire standard | Class |
|---------|---------------|----------|
| Europe | EN 13501-1 | A2-s1,d0 |

The glass wool core of the tiles is tested and classified as non-combustible according to EN ISO 1182.



Humidity Resistance

Class C, relative humidity 95% and 30°C, according to EN 13964:2014



Visual appearance

White Frost, nearest NCS colour sample S 0500-N, 85% light reflectance. Gloss < 1.



Cleanability

Daily dusting and vacuum cleaning. Weekly wet wiping.



Accessibility

The panels are demountable via adjacent flat ceiling tiles.



System weight

| | kg/m ² | Weight information is indicative and subject to variation. |
|--|-------------------|--|
| Focus Fixiform E | 2,4 | |
| Focus Fixiform E + Connect grid system | 3,3 | |



Installation

Installed according to installation diagrams, installation guides and drawing aid. Focus Fixiform E is supplied with all necessary installation accessories.



Mechanical properties

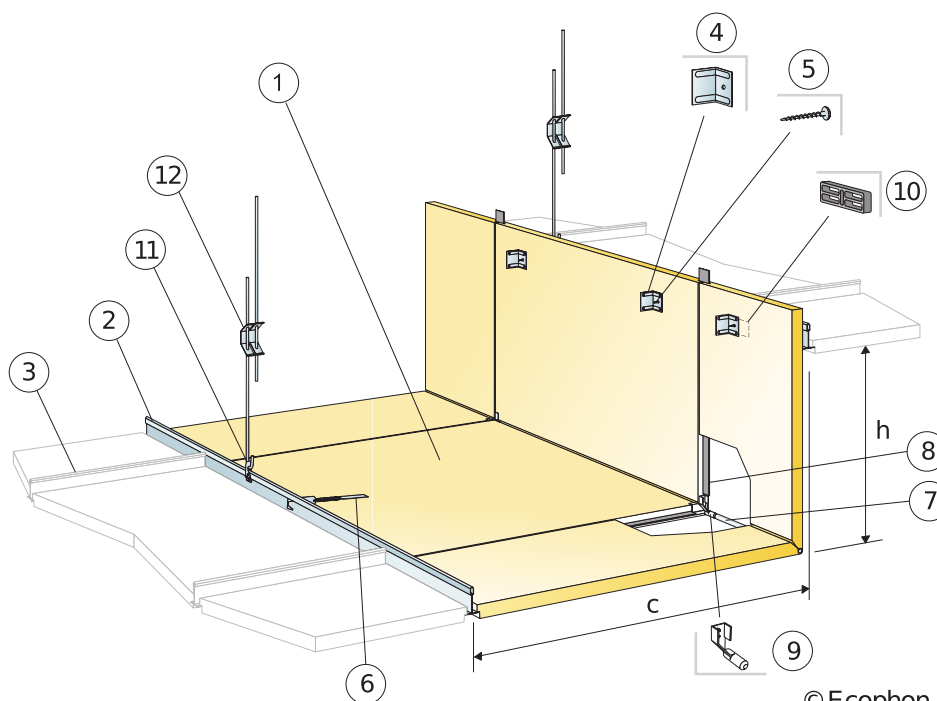
Additional live load has to be fixed to the soffit.



CE

Ecophon ceiling systems are CE marked according to the European harmonized standard EN13964:2014. CE marked construction products are covered by a Declaration of Performance (DOP) which enables customers and users to easily compare performance of products available on the European market.

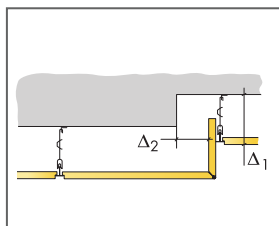
INSTALLATION DIAGRAM (M276) FOR ECOPHON FOCUS FIXIFORM E



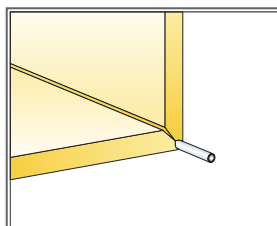
© Ecophon Group

QUANTITY SPECIFICATION (EXCL. WASTAGE)

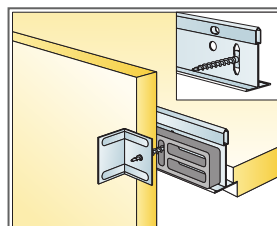
| | | Size, mm |
|--|--|---------------------|
| | | 1200x600 |
| 1 | Focus Fixiform E (kit) | as required |
| 2 | Connect T24 Main runner | 1,8m/m ² |
| 3 | Connect T24 Cross tee (adjacent ceiling) | as required |
| 4 | Angle Bracket Fixiform (included in Fixiform kit) | - |
| 5 | Absorber screw metal 50 (included in Fixiform kit) | - |
| 6 | Connect Hook (included in Fixiform kit) | - |
| 7 | Reinforcement rod (included in Fixiform kit) | - |
| 8 | Connect F Spline (included in Fixiform kit) | - |
| 9 | Plug for reinforcement rod (included in Fixiform kit) | - |
| 10 | Distance (included in Fixiform kit) | - |
| 11 | Connect Hanger clip | 1 pcs/hanger |
| 12 | Connect Adjustable hanger, installed at 600 mm centres at the level change | 1,4/m ² |
| Δ Min. overall depth of system: $\Delta 1=160$ mm and $\Delta 2=80$ mm from upper level | | - |
| δ Min. demounting depth: Individual ceiling tiles are non-demountable | | - |
| Dimension: c=600 mm, h<530 mm | | - |



See Quantity specification



The fold is reinforced by a rod



Upper level connection to Main runner

| Size, mm | Max live load (N) | Min load bearing capacity (N) |
|-------------|-------------------|-------------------------------|
| 1200x600x20 | 0 | 160 |

Live load/load bearing capacity

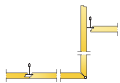
Ecophon Focus™ Fixiform Ds

Ecophon Focus™ Fixiform Ds creates distinct transitions between different ceiling levels to accommodate various ceiling service installations or to offer shape and structure to a room. Tiles are delivered flat and folded to 90 degrees on site before installation.



Ecophon Head Office, Sweden


SYSTEM RANGE




| Size, mm | 1200x600 | XL 1500x600 | XL 1900x600 | XL 2300x600 |
|-----------------|----------|----------------|----------------|----------------|
| T24 | • | • | • | • |
| Thickness (THK) | 20 | 20 | 20 | 20 |
| Inst. Diag. | M619 | M620 | M620 | M620 |



Focus Fixiform panel



Detail of Focus Fixiform system fold



Focus Fixiform Ds system



Focus Fixiform Ds system upper level



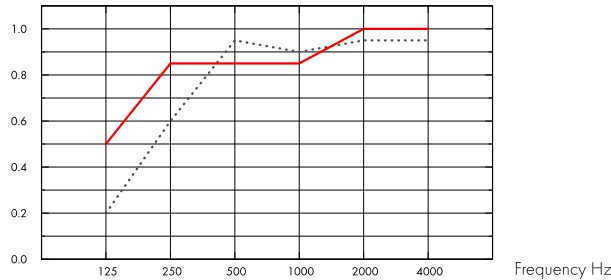
Acoustic

Acoustic values corresponding to a flat ceiling.

Sound Absorption:

Test results according to EN ISO 354. Classification according to EN ISO 11654.

α_p , Practical sound absorption coefficient



.... Focus Fixiform Ds 20 mm, 75 mm o.d.s.

— Focus Fixiform Ds 20 mm, 200 mm o.d.s.

o.d.s = overall depth of system

| THK mm | o.d.s. mm | α_p , Practical sound absorption coefficient | | | | | | α_w | Sound absorption class |
|-----------|-----------|---|--------|--------|---------|---------|---------|------------|------------------------|
| | | 125 Hz | 250 Hz | 500 Hz | 1000 Hz | 2000 Hz | 4000 Hz | | |
| 20 | 75 | 0.20 | 0.60 | 0.95 | 0.90 | 0.95 | 0.95 | 0.90 | A |
| 20 | 200 | 0.50 | 0.85 | 0.85 | 0.85 | 1.00 | 1.00 | 0.90 | A |

| THK mm | D_{nfw} | | | | CAC dB | |
|-----------|--|--|--|--|---|--|
| | Weighted normalized flanking level difference, ISO 10848-2 | | | | Ceiling Attenuation Class, ASTM 1414, ASTM E413 | |
| 20 | 24 | | | | 25 | |



Circularity

| | |
|--|------------------|
| Minimum post-consumer recycled content | 54% |
| Recyclability | Fully recyclable |



Fire safety

| Country | Fire standard | Class |
|---------|---------------|----------|
| Europe | EN 13501-1 | A2-s1,d0 |

The glass wool core of the tiles is tested and classified as non-combustible according to EN ISO 1182.



Humidity Resistance

Class C, relative humidity 95% and 30°C, according to EN 13964:2014



Visual appearance

White Frost, nearest NCS colour sample S 0500-N, 85% light reflectance. Gloss < 1.



Cleanability

Daily dusting and vacuum cleaning. Weekly wet wiping.



Accessibility

The panels are demountable via adjacent flat ceiling tiles.



Installation

Installed according to installation diagrams, installation guides and drawing aid. Focus Fixiform Ds is supplied with all necessary installation accessories.



Mechanical properties

Additional live load has to be fixed to the soffit.



System weight

| | kg/m ² |
|---|-------------------|
| Focus Fixiform Ds | 2,4 |
| Focus Fixiform Ds + Connect grid system | 3,3 |

Weight information is indicative and subject to variation.



CE

Ecophon ceiling systems are CE marked according to the European harmonized standard EN13964:2014. CE marked construction products are covered by a Declaration of Performance (DOP) which enables customers and users to easily compare performance of products available on the European market.

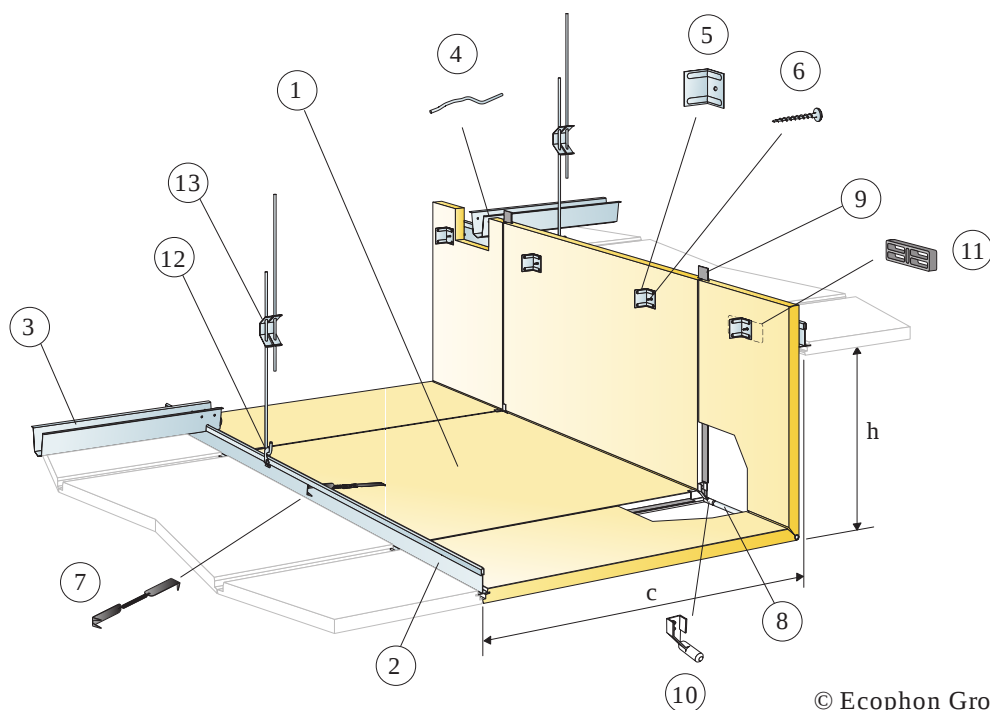


Indoor Air Quality

| Certificate / Label | All Products |
|------------------------------|--------------|
| Eurofins Indoor Air Comfort® | IAC Gold |
| French VOC | A+ |
| Finnish M1 | • |



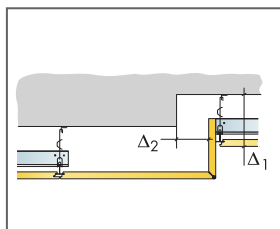
INSTALLATION DIAGRAM (M619) FOR ECOPHON FOCUS FIXIFORM DS. SUSPENDED INSTALLATION



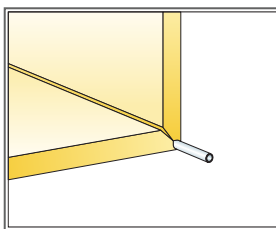
© Ecophon Group

QUANTITY SPECIFICATION (EXCL. WASTAGE)

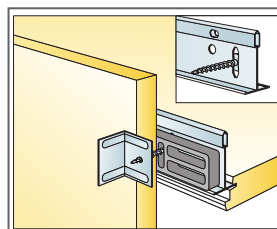
| | | Size, mm |
|--|--|--------------------|
| | | 1200x600 |
| 1 | Focus Fixiform Ds (kit) | as required |
| 2 | Connect T24 Main runner PL | as required |
| 3 | Connect Space bar, installed at 1500 mm centres (max. distance from wall 300 mm) | as required |
| 4 | Connect Space bar winch, installed one per joint Main runner/Space bar | as required |
| 5 | Angle Bracket Fixiform (included in Fixiform kit) | - |
| 6 | Absorber screw metal 50 (included in Fixiform kit) | - |
| 7 | Connect Hook (included in Fixiform kit) | - |
| 8 | Reinforcement rod (included) | - |
| 9 | Connect F Spline (included in Fixiform kit) | - |
| 10 | Plug for reinforcement rod (included) | - |
| 11 | Distance (included in Fixiform kit) | - |
| 12 | Connect Hanger clip | 1 pcs/hanger |
| 13 | Connect Adjustable hanger, installed at 600 mm centres at the level change | 1,4/m ² |
| Δ Min. overall depth of system: $\Delta 1=165$ mm and $\Delta 2=80$ mm from upper level | | - |
| δ Min. demounting depth: Individual ceiling tiles are non-demountable | | - |
| Dimension: c=600 mm, h<530 mm | | - |



See Quantity specification



The fold is reinforced by a rod

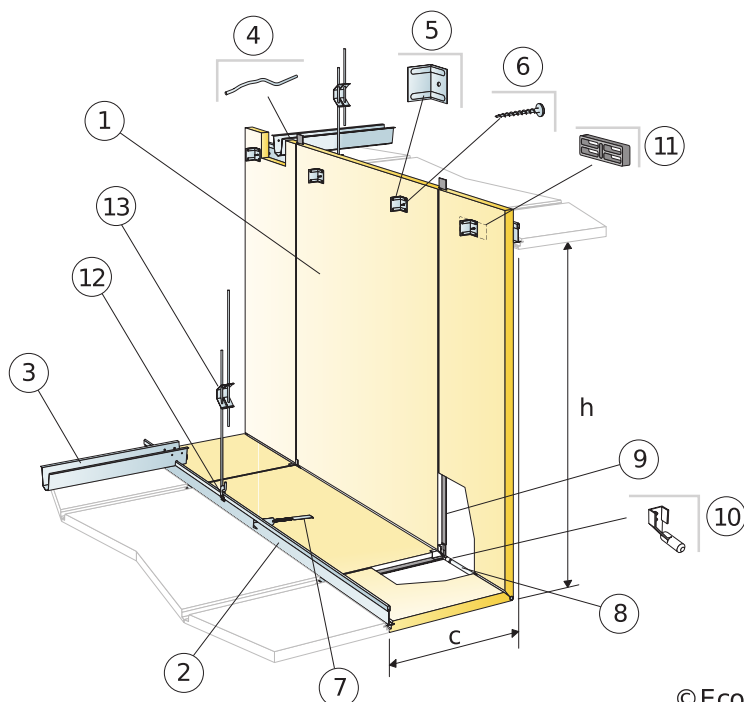


Upper level connection to Main runner

| Size, mm | Max live load (N) | Min load bearing capacity (N) |
|-------------|-------------------|-------------------------------|
| 1200x600x20 | 0 | 160 |

Live load/load bearing capacity

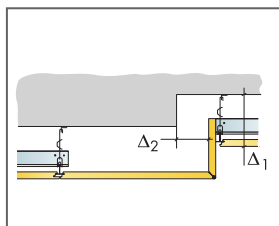
INSTALLATION DIAGRAM (M620) FOR ECOPHON FOCUS FIXIFORM DS XL. SUSPENDED INSTALLATION



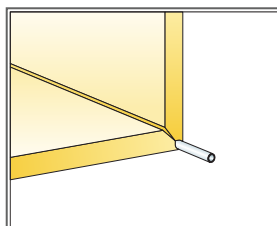
© Ecophon Group

QUANTITY SPECIFICATION (EXCL. WASTAGE)

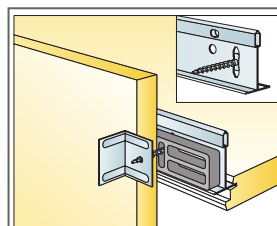
| | Size, mm | | |
|--|--------------------|--------------------|--------------------|
| | 1500x600 | 1900x600 | 2300x600 |
| 1 Focus Fixiform Ds XL (kit) | as required | as required | as required |
| 2 Connect T24 Main runner PL | as required | as required | as required |
| 3 Connect Space bar, installed at 1500 mm centres (max. distance from wall 300 mm) | as required | as required | as required |
| 4 Connect Space bar winch, installed one per joint Main runner/Space bar | as required | as required | as required |
| 5 Angle Bracket Fixiform (included in Fixiform kit) | - | - | - |
| 6 Absorber screw metal 50 (included in Fixiform kit) | - | - | - |
| 7 Connect Hook (included in Fixiform kit) | - | - | - |
| 8 Reinforcement rod (included in Fixiform kit) | - | - | - |
| 9 Connect F Spline (included in Fixiform kit) | - | - | - |
| 10 Plug for reinforcement rod (included in Fixiform kit) | - | - | - |
| 11 Distance (included in Fixiform kit) | - | - | - |
| 12 Connect Hanger clip | 1 pcs/hanger | 1 pcs/hanger | 1 pcs/hanger |
| 13 Connect Adjustable hanger, installed at 600 mm centres at the level change | 1,4/m ² | 1,4/m ² | 1,4/m ² |
| Δ Min. overall depth of system: Δ1=165 mm and Δ2=80 mm from upper level | - | - | - |
| δ Min. demounting depth: Individual ceiling tiles are non-demountable | - | - | - |
| Dimension: c=300 mm, h<1130 mm (XL 1500), h<1530 mm (XL 1900), h<1930 mm (XL 2300) | - | - | - |



See Quantity specification



The fold is reinforced by a rod



Upper level connection to Main runner

| Size, mm | Max live load (N) | Min load bearing capacity (N) |
|-------------|-------------------|-------------------------------|
| 1500x600x20 | 0 | 160 |
| 1900x600x20 | 0 | 160 |
| 2300x600x20 | 0 | 160 |

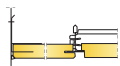
Live load/load bearing capacity

Ecophon Focus™ Frieze


Ecophon Focus™ Frieze is available for edge Dg, Ds, A and E. The frieze can be connected to the wall without any visible trims. For applications where a smooth continuous transition between ceiling and wall is needed.




SYSTEM RANGE



| | |
|-----------------|------------|
| Size, mm | 2400x600 |
| T24 | • |
| Thickness (THK) | 20 |
| Inst. Diag. | M110, M239 |



Focus frieze panel



Focus frieze system

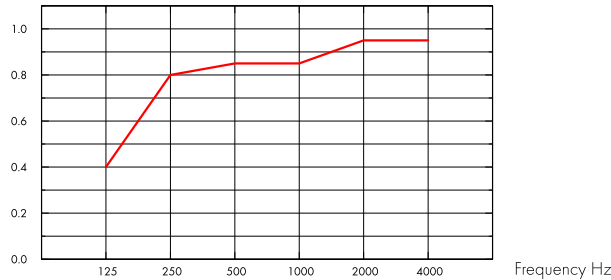


Acoustic

Sound Absorption:

Test results according to EN ISO 354. Classification according to EN ISO 11654, and the single value ratings for Noise Reduction Coefficient, NRC and Sound Absorption Average, SAA according to ASTM C 423.

α_p , Practical sound absorption coefficient



— Focus Frieze 20 mm, 200 mm o.d.s.
o.d.s = overall depth of system

| THK mm | o.d.s. mm | α_p , Practical sound absorption coefficient | | | | | | α_w | Sound absorption class |
|-----------|-----------|---|--------|--------|---------|---------|---------|------------|------------------------|
| | | 125 Hz | 250 Hz | 500 Hz | 1000 Hz | 2000 Hz | 4000 Hz | | |
| 20 | 200 | 0.40 | 0.80 | 0.85 | 0.85 | 0.95 | 0.95 | 0.90 | A |

| THK mm | AC[1.5] | D_{nfw} | CAC dB |
|-----------|--|-----------|--------|
| | Articulation Class, ASTM E1111, ASTM E1110 | | |
| 20 | 190 | 24 | 25 |



Indoor Air Quality

| Certificate / Label | All Products |
|------------------------------|--------------|
| Eurofins Indoor Air Comfort® | IAC Gold |
| French VOC | A+ |
| Finnish M1 | • |



Cradle to Cradle Certified®



This product is Cradle to Cradle Certified® at Bronze level (version 4.0).



Material Health

This product has received a C2C Certified Material Health Certificate™ at the Silver level (standard version 4.0). The C2C Certified Material Health Certificate™ is a verification of the health and safety of a product's composition using the Material Health requirements of the Cradle-to-Cradle Certified Product Standard.



Circularity

| | |
|--|------------------|
| Minimum post-consumer recycled content | 59% |
| Recyclability | Fully recyclable |



Fire safety

| Country | Fire standard | Class | The glass wool core of the tiles is tested and classified as non-combustible according to EN ISO 1182. |
|---------|---------------|----------|--|
| Europe | EN 13501-1 | A2-s1,d0 | |



Humidity Resistance

Class C, relative humidity 95% and 30°C, according to EN 13964:2014



Visual appearance

White Frost, nearest NCS colour sample S 0500-N, 85% light reflectance. Gloss < 1.



Cleanability

Daily dusting and vacuum cleaning. Weekly wet wiping.



Accessibility

The tiles are not demountable.



Installation

Installed according to installation diagrams, installation guides and drawing aid. For information regarding minimum overall depth of system see quantity specification.



System weight

| | kg/m ² | Weight information is indicative and subject to variation. |
|------------------------------------|-------------------|--|
| Focus Frieze | 2,3 | |
| Focus Frieze + Connect grid system | 3,3 | |



Mechanical properties

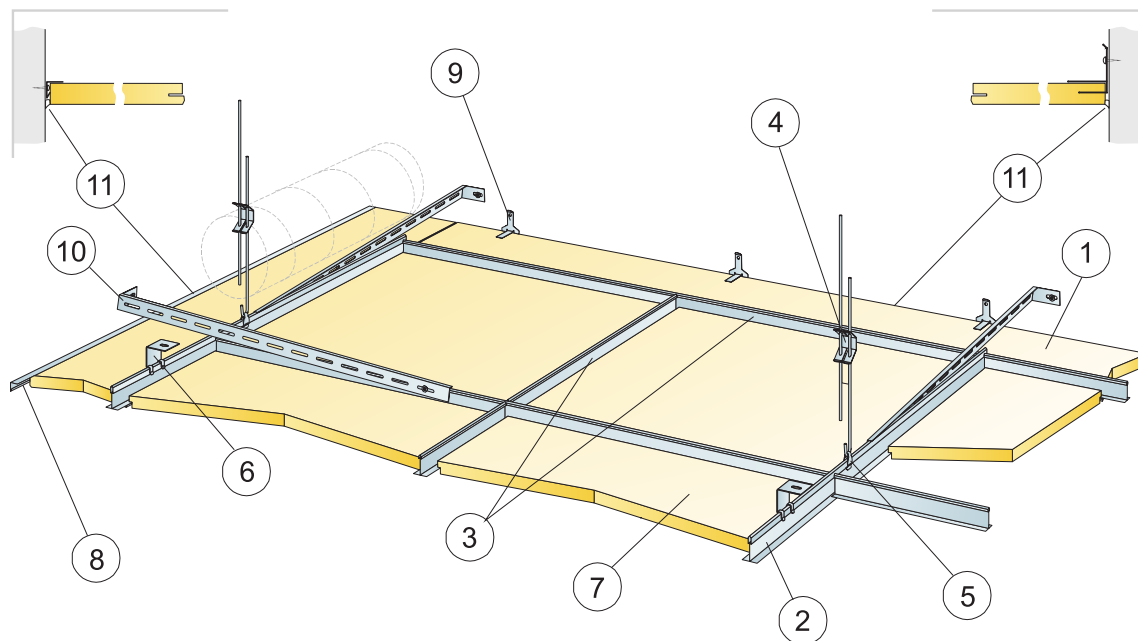
See table about Max live load and Min load bearing capacity and Functional demands, Mechanical properties at www.ecophon.com.



CE

Ecophon ceiling systems are CE marked according to the European harmonized standard EN13964:2014. CE marked construction products are covered by a Declaration of Performance (DOP) which enables customers and users to easily compare performance of products available on the European market.

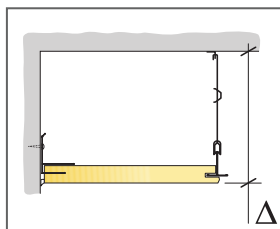
INSTALLATION DIAGRAM (M110) FOR ECOPHON FOCUS FRIEZE A/E



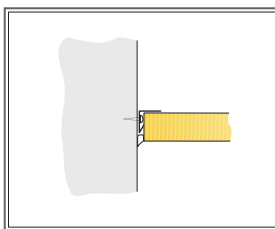
© Ecophon Group

QUANTITY SPECIFICATION (EXCL. WASTAGE)

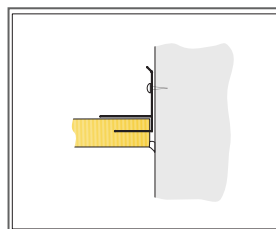
| | Size, mm |
|---|-----------------|
| | 2400x600 |
| 1 Focus Frieze | as required |
| 2 Connect T24 Main runner | - |
| 3 Connect T24 Cross tee, L=600 mm | as required |
| 4 Connect Adjustable hanger, installed at 1200 mm centres | as required |
| 5 Connect Hanger clip | as required |
| 6 Connect Direct bracket (only in combination with Frieze trim) | as required |
| 7 Focus A or E, Master A or E | as required |
| 8 Connect Frieze trim, fixed at 300 mm centres. If this solution is used on two opposite walls, the inner part of the ceiling needs to be stabilized towards the walls. Minimum free depth above tile 0 mm. | as required |
| 9 Connect Frieze bracket, installed at 500 mm centre. Minimum free depth above tile 150 mm. | as required |
| 10 Connect Wall bracket, L=700 mm, for space bar | as required |
| 11 Acrylic sealant, [not supplied by Ecophon] | as required |
| Δ Min. overall depth of system: with Adjustable hanger: 110 mm, with Direct bracket: 60 mm | - |
| δ Min. demounting depth: The system is not demountable | - |
| Focus Frieze: Min. overall depth of system: 160 mm | - |
| Focus Frieze: Min. demounting depth: The system is non-demountable | - |
| Ecophon Focus frieze: can be divided in two parts if width is less than 300 mm | - |



See Quantity specification



Fixing with frieze trim

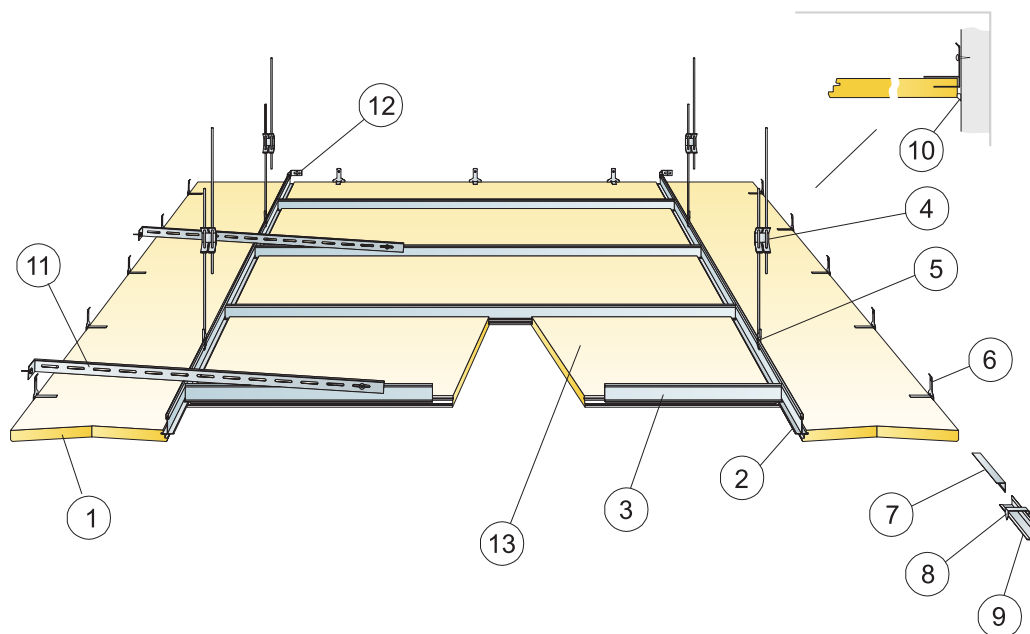


Fixing with frieze bracket

| Size, mm | Max live load (N) | Min load bearing capacity (N) |
|-------------|-------------------|-------------------------------|
| 2400x600x20 | 0 | 160 |

Live load/load bearing capacity

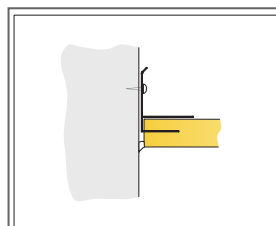
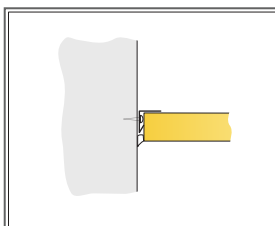
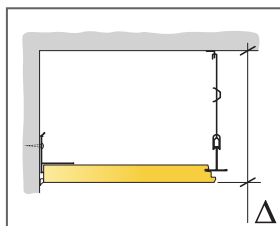
INSTALLATION DIAGRAM (M239) FOR ECOPHON FOCUS FRIEZE DS/DG



© Ecophon Group

QUANTITY SPECIFICATION (EXCL. WASTAGE)

| | | Size, mm |
|---|---|-----------------------------|
| | | 2400x600 |
| 1 | Focus frieze Ds/Dg | as required |
| 2 | Connect T24 Main runner | - |
| 3 | Connect T24 Cross Tee L=600/1200/1800 alt: Main runner | as required |
| 4 | Connect Adjustable hanger, installed at 1200 mm centres | as required |
| 5 | Connect Hanger clip | as required |
| 6 | Connect Frieze bracket, installed at 500 mm centre. Minimum free depth above tile 150 mm. | as required |
| 7 | Connect Frieze trim, fixed at 300 mm centres. | as required |
| 8 | Connect Perimeter tile clip | 1/300-400mm on any cut edge |
| 9 | Connect Angle trim | as required |
| 10 | Acrylic sealant, (not supplied by Ecophon) | as required |
| 11 | Connect Wall bracket, L=700 mm, for space bar | as required |
| 12 | Connect Wall bracket for T-profiles | as required |
| 13 | Focus Ds or Dg | as required |
| Δ Min. overall depth of system: 110 mm | | - |
| δ Min. demounting depth: Focus frieze tiles are non-demountable, center part according to each system | | - |
| Ecophon Focus frieze: can be divided in two parts if width is less than 300 mm | | - |



| Size, mm | Max live load (N) | Min load bearing capacity (N) |
|-------------|-------------------|-------------------------------|
| 2400x600x20 | 0 | 160 |

Live load/load bearing capacity

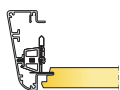
Ecophon Focus Edge™ 500

Ecophon Focus Edge™ 500 is a system used as free hanging unit(s) in applications where the installation of a wall-to-wall ceiling is not possible. The system consists of profiles and corners which together form a well designed perimeter trim.




Piet Hein Building, Netherlands

SYSTEM RANGE



| Size, mm | 600x600 | 1200x600 | 1200x1200 | 1200x1200 |
|-----------------|------------------|------------------|------------|-----------|
| T24 | • | • | • | • |
| Thickness (THK) | 20 | 20 | 20 | 25 |
| Inst. Diagr. | M165, M210, M211 | M165, M210, M211 | M165, M210 | M211 |



Connect Edge 500 in position for Focus E installation



Acoustic

Ecophon Focus Edge 500 is a perimeter component. For acoustic data on the system - please see corresponding ceiling system (Focus Ds, Focus Dg or Focus/Master E).



Circularity

Fully recyclable.



Fire safety

| Country | Class | |
|---------|------------|----|
| Europe | EN 13501-1 | A1 |



Installation

Installed according to installation diagrams, installation guides and drawing aid. For information regarding minimum overall depth of system see quantity specification.



Mechanical properties

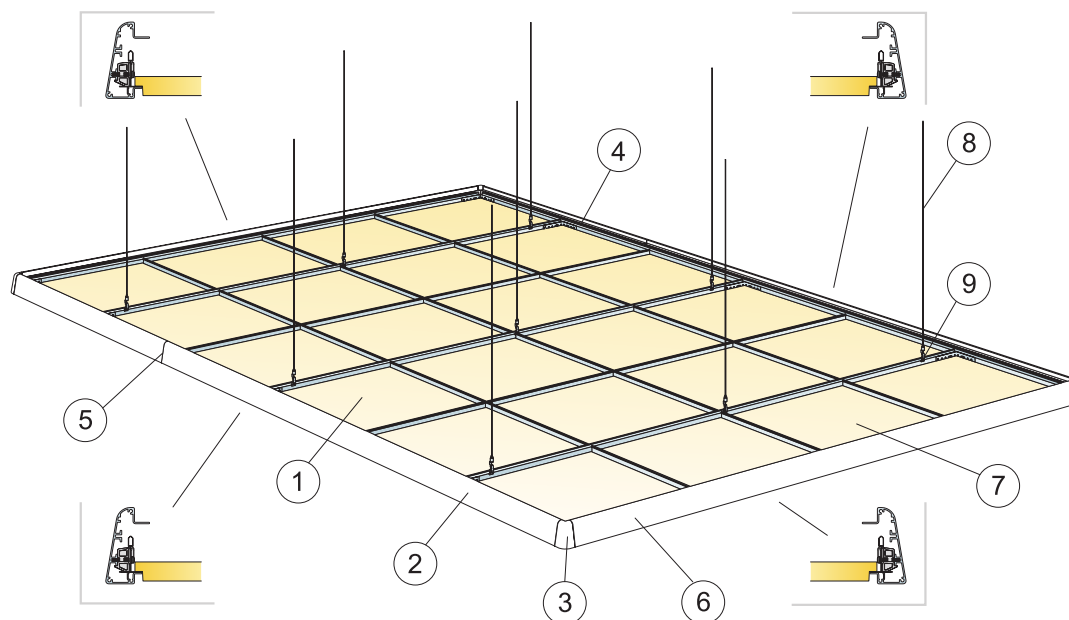
Additional live load has to be fixed to the soffit.



CE

Ecophon ceiling systems are CE marked according to the European harmonized standard EN13964:2014. CE marked construction products are covered by a Declaration of Performance (DOP) which enables customers and users to easily compare performance of products available on the European market.

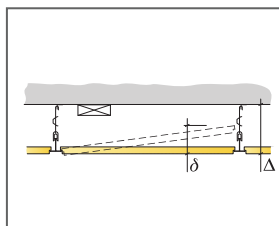
INSTALLATION DIAGRAM (M165) FOR ECOPHON EDGE 500 WITH FOCUS E T24



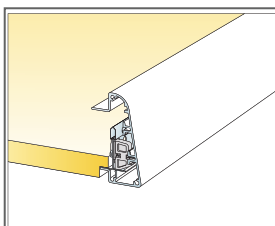
© Ecophon Group

QUANTITY SPECIFICATION (EXCL. WASTAGE)

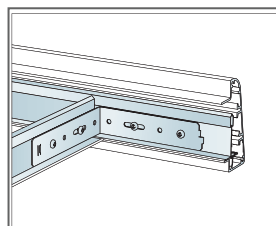
| | Size, mm | | |
|---|--------------------|--------------------|--------------------|
| | 600x600 | 1200x600 | 1200x1200 |
| 1 Focus E | 2,8/m ² | 1,4/m ² | 0,7/m ² |
| 2 Connect Edge 500 Profile | as required | as required | as required |
| 3 Connect Edge Corner | as required | as required | as required |
| 4 Connect L-coupling | as required | as required | as required |
| 5 Joint with Guide pins and Joint fixing bracket, (see Edge kit for further details) | as required | as required | as required |
| 6 Connect Edge profile clip E, (18 pcs/kit included in Connect Edge kit E) | as required | as required | as required |
| 7 Focus E tile and Connect grid | as required | as required | as required |
| 8 Connect Adjustable wire hanger, installed at 1200 mm centres | as required | as required | as required |
| 9 Connect Hanger clip | as required | as required | as required |
| Connect Edge kit E: 18 pcs Connect Edge profile clip with screw RTK 3,5x19, 4 pcs Joint fixing bracket, 1 pc socket screw wrench 2 mm, 1 pc socket screw wrench T10, 12 pcs guide pins, 24 pcs screws RTK ST 3,5x9,5 (for fixing to extrusion), 1 pc installation guide | as required | as required | as required |
| Not included in kit: Connect L-coupling | - | - | - |
| Not included in kit: Connect Installation screw BR for L-coupling | - | - | - |
| Δ Min. overall depth of system: 130 mm | - | - | - |
| δ Min. demounting depth: See Focus/Master E | - | - | - |



See Quantity specification



Joint between tile and Edge profile

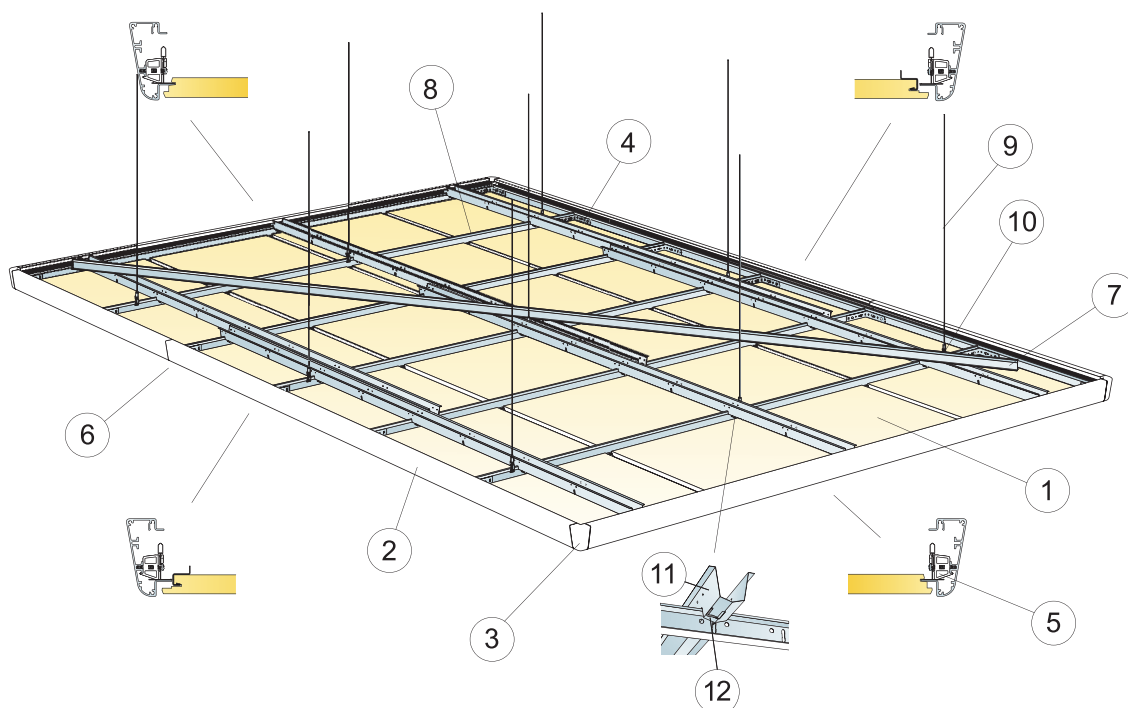


Connection between T-profile and Edge extrusion

| Size, mm | Max live load (N) | Min load bearing capacity (N) |
|--------------|-------------------|-------------------------------|
| 600x600x20 | 50 | 160 |
| 1200x600x20 | 50 | 160 |
| 1200x1200x20 | 50 | 160 |

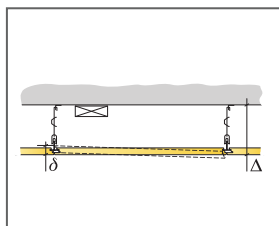
Live load/load bearing capacity

INSTALLATION DIAGRAM (M210) FOR ECOPHON EDGE 500 WITH FOCUS DS

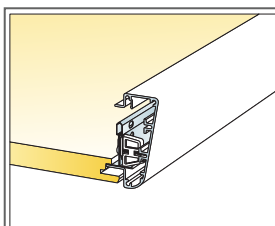


QUANTITY SPECIFICATION (EXCL. WASTAGE)

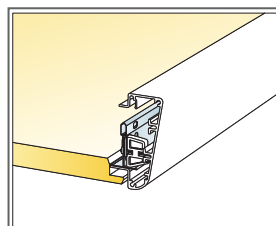
| | Size, mm | | |
|---|--------------------|--------------------|--------------------|
| | 600x600 | 1200x600 | 1200x1200 |
| 1 Focus Ds | 2,8/m ² | 1,4/m ² | 0,7/m ² |
| 2 Connect Edge 500 Profile | as required | as required | as required |
| 3 Connect Edge 500 Corner | as required | as required | as required |
| 4 Connect L-coupling | as required | as required | as required |
| 5 Connect Edge profile clip, (18 pcs/kit included in Connect Edge kit Ds/Dg) | as required | as required | as required |
| 6 Joint with Guide pins and Joint fixing bracket, (see Edge kit for further details) | as required | as required | as required |
| 7 Connect Main runner for adjustment and stabilisation of grid | as required | as required | as required |
| 8 Focus Ds tile and Connect grid system (see Focus Ds system page for further details) | as required | as required | as required |
| 9 Connect Adjustable wire hanger, installed at 1200 mm centres | as required | as required | as required |
| 10 Connect Hanger clip | as required | as required | as required |
| 11 Connect Space bar | as required | as required | as required |
| 12 Connect Space Bar Winch, installed one per joint Connect Main Runner/Connect Space Bar | 1,4/m ² | 1,4/m ² | 0,7/m ² |
| Connect Edge Kit Ds/Dg: 18 pcs Connect Edge profile clip with screw RTK 3,5x25, 4 pcs joint fixing bracket, 1 pc socket screw wrench 2 as required mm, 1 pc socket screw wrench T10, 12 pcs guide pins, 24 pcs screws RTK ST 3,5x9,5 (for fixing to extrusion), 2 pcs installation guides | | | |
| Not included in kit: Connect L-coupling | - | - | - |
| Not included in kit: Connect Installation screw BR for L-coupling | - | - | - |
| Δ Min. overall depth of system: 135 mm | - | - | - |
| δ Min. demounting depth: 30 mm (50 mm with 1200x1200) | - | - | - |



See Quantity specification



Joint with tile side Ds1

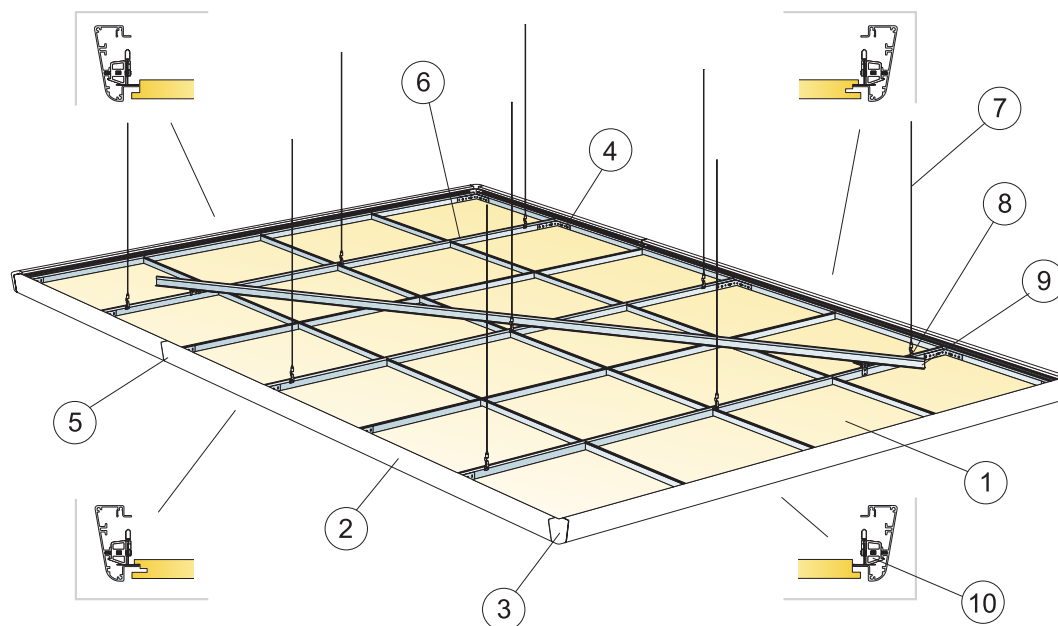


Joint with tile side Ds2 and extra profile

| Size, mm | Max live load (N) | Min load bearing capacity (N) |
|--------------|-------------------|-------------------------------|
| 600x600x20 | 50 | 160 |
| 1200x600x20 | 50 | 160 |
| 1200x1200x20 | 50 | 160 |

Live load/load bearing capacity

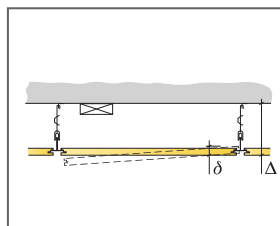
INSTALLATION DIAGRAM (M211) FOR ECOPHON EDGE 500 WITH FOCUS DG



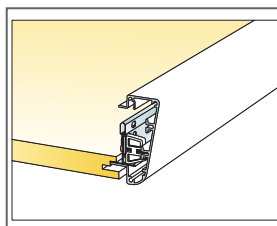
© Saint-Gobain Ecophon AB

QUANTITY SPECIFICATION (EXCL. WASTAGE)

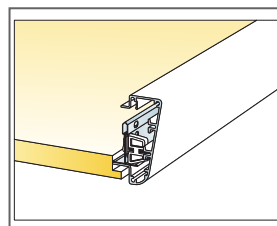
| | Size, mm | | |
|---|--------------------|--------------------|--------------------|
| | 600x600 | 1200x600 | 1200x1200 |
| 1 Focus Dg | 2,8/m ² | 1,4/m ² | 0,7/m ² |
| 2 Connect Edge 500 Profile | as required | as required | as required |
| 3 Connect Edge 500 Corner | as required | as required | as required |
| 4 Connect L-coupling | as required | as required | as required |
| 5 Joint with Guide pins and Joint fixing bracket, (see Edge kit for further details) | as required | as required | as required |
| 6 Focus Dg tile and Connect grid system (see Focus Dg system page for further details) | as required | as required | as required |
| 7 Connect Adjustable wire hanger, installed at 1200 mm centres | as required | as required | as required |
| 8 Connect Hanger clip | as required | as required | as required |
| 9 Connect Main runner for adjustment and stabilisation of grid | as required | as required | as required |
| 10 Connect Edge profile clip, (18 pcs/kit included in Connect Edge kit Ds/Dg) | as required | as required | as required |
| Connect Edge Kit Ds/Dg: 18 pcs Connect Edge profile clip with screw RTK 3,5x25, 4 pcs Joint fixing bracket, 1 pc socket screw wrench 2 mm, 1 pc socket screw wrench T10, 12 pcs guide pins, 24 pcs screws RTK ST 3,5x9,5 (for fixing to extrusion), 2 pcs installation guides | | | |
| Not included in kit: Connect L-coupling | - | - | - |
| Not included in kit: Connect Installation screw BR for L-coupling | - | - | - |
| Δ Min. overall depth of system: 135 mm | - | - | - |
| δ Min. demounting depth: 30 mm (50 mm with 1200x1200) | - | - | - |



See Quantity specification



Joint between tile and Edge profile



Connection between T-profile and Edge extrusion

| Size, mm | Max live load (N) | Min load bearing capacity (N) |
|--------------|-------------------|-------------------------------|
| 600x600x20 | 50 | 160 |
| 1200x600x20 | 50 | 160 |
| 1200x1200x25 | 50 | 160 |

Live load/load bearing capacity

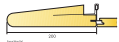
Ecophon Focus™ Wing

Ecophon Focus™ Wing installs as the perimeter of a floating ceiling when used together with Ecophon Focus™ Ds or E. It is a system of wing shaped absorbers for free hanging suspended ceilings when a wall to wall ceiling is not preferred.




Seaham Contact Centre, Seaham, United Kingdom

SYSTEM RANGE




| | | |
|-----------------|---------|------------|
| Size, mm | 600x200 | 1200x200 |
| T24 | • | • |
| Thickness (THK) | 50 | 50 |
| Inst. Diag. | M209 | M143, M209 |



Focus Wing element



Section of Focus Wing system with Connect T24



Section of Focus Wing system with Connect T24



Section of Focus Wing system with Connect T24

Acoustic



Ecophon Focus Wing is a perimeter component. As such it is absorbent, however, for acoustic data on the system - please see corresponding ceiling system (Focus Ds or Focus/Master E).

Indoor Air Quality



| Certificate / Label | |
|-----------------------------|----------|
| Euofins Indoor Air Comfort® | IAC Gold |
| French VOC | A+ |



Cradle to Cradle Certified®



This product is Cradle to Cradle Certified® at Bronze level (version 4.0).



Material Health

This product has received a C2C Certified Material Health Certificate™ at the Silver level (standard version 4.0). The C2C Certified Material Health Certificate™ is a verification of the health and safety of a product's composition using the Material Health requirements of the Cradle-to-Cradle Certified Product Standard.



Circularity

| | |
|--|------------------|
| Minimum post-consumer recycled content | 61% |
| Recyclability | Fully recyclable |



Fire safety

| Country | Fire standard | Class |
|---------|---------------|----------|
| Europe | EN 13501-1 | A2-s1,d0 |

The glass wool core of the tiles is tested and classified as non-combustible according to EN ISO 1182.



Humidity Resistance

Class C, relative humidity 95% and 30°C, according to EN 13964:2014



Visual appearance

White Frost, nearest NCS colour sample S 0500-N, 85% light reflectance. Gloss < 1.



Cleanability

Daily dusting and vacuum cleaning. Weekly wet wiping.



Accessibility

The tiles are not demountable.



Installation

Installed according to installation diagrams, installation guides and drawing aid. For information regarding minimum overall depth of system see quantity specification.



System weight

| | kg/m ² |
|----------------------------------|-------------------|
| Focus Wing | 5,4 |
| Focus Wing + Connect grid system | 6,3 |

Weight information is indicative and subject to variation.



Mechanical properties

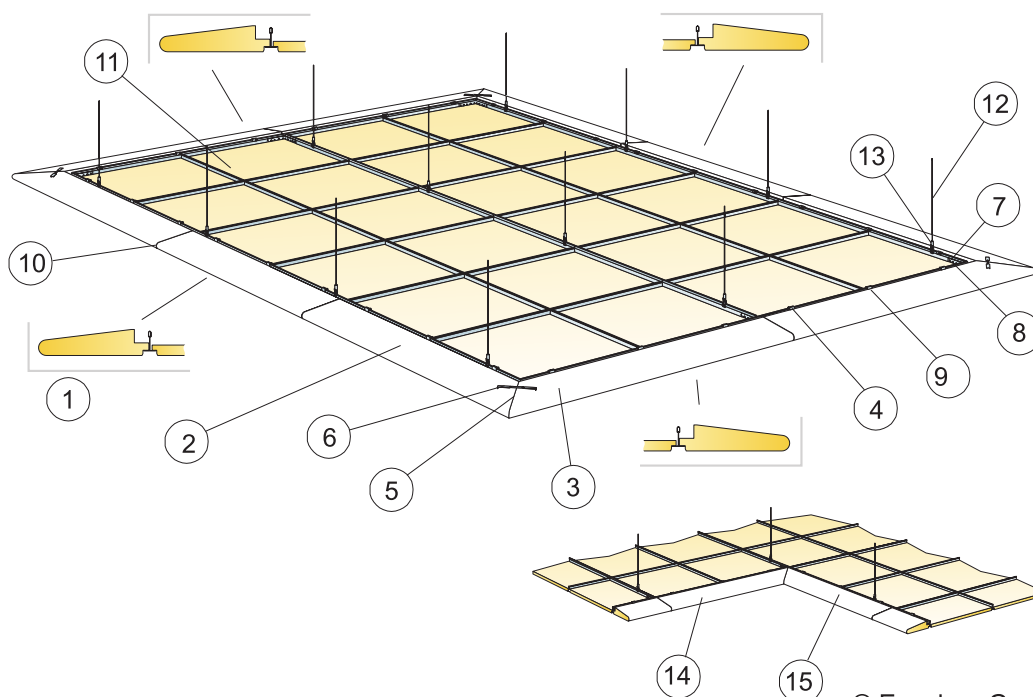
No additional live load is allowed.



CE

Ecophon ceiling systems are CE marked according to the European harmonized standard EN13964:2014. CE marked construction products are covered by a Declaration of Performance (DOP) which enables customers and users to easily compare performance of products available on the European market.

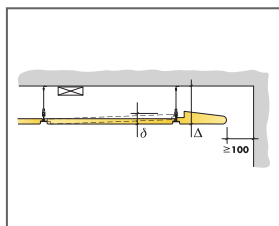
INSTALLATION DIAGRAM (M143) FOR ECOPHON FOCUS WING E



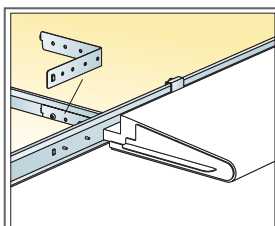
© Ecophon Group

QUANTITY SPECIFICATION (EXCL. WASTAGE)

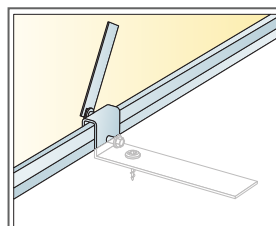
| | | Size, mm |
|--|---|-------------|
| | | 1200x200 |
| 1 | Focus Wing E (Straight Kit E, see installation guide) | as required |
| 2 | Focus Wing E/external corner right (incl. in external corner kit, see installation guide) | as required |
| 3 | Focus Wing E/external corner left (incl. in external corner kit, see installation guide) | as required |
| 4 | Connect Wing Cantilever (incl. in kits) | as required |
| 5 | Connect Spline (incl. in kit) | as required |
| 6 | Connect Hook (incl. in kit) | as required |
| 7 | Connect L-coupling | as required |
| 8 | Connect Installation screw BR | as required |
| 9 | Connect Installation Screw MVL (included in kits) | as required |
| 10 | Connect Wing Distance | as required |
| 11 | Ecophon Focus/Master E system with a frame of Connect Main runner HD | as required |
| 12 | Connect Adjustable wire hanger, installed at 1200 mm centres | as required |
| 13 | Connect Hanger clip | as required |
| 14 | Focus Wing E/internal corner right (incl. in internal corner kit) | as required |
| 15 | Focus Wing E/internal corner left (incl. in internal corner kit) | as required |
| Δ Min. overall depth of system: 130 mm | | - |
| δ Min. demounting depth: See Focus/Master E | | - |



See Quantity specification



Straight elements are fitted with a special accessory

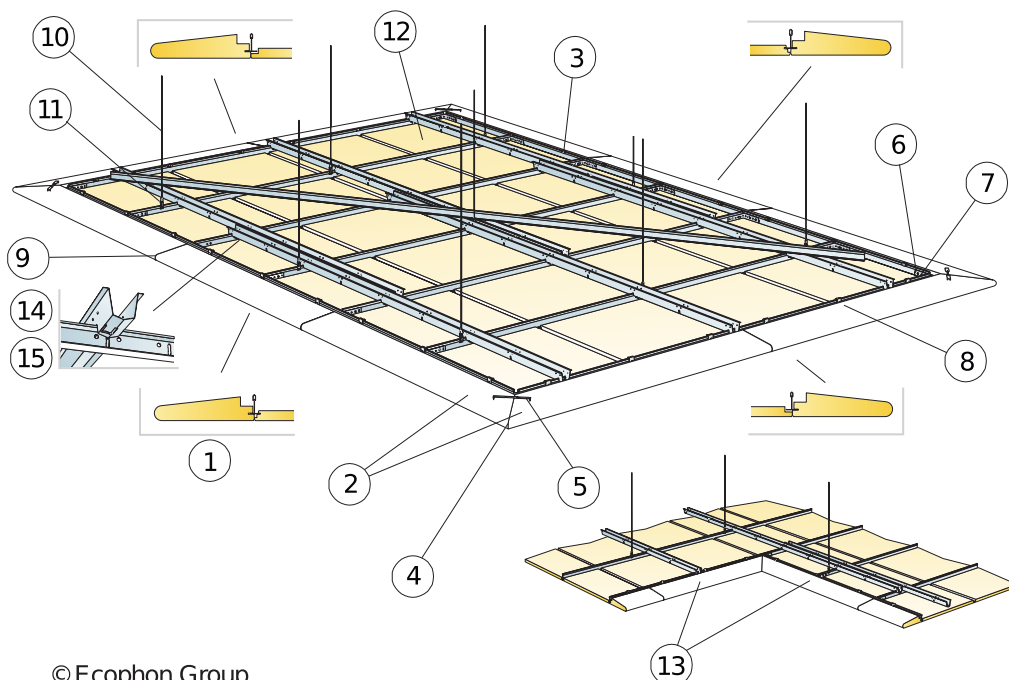


Adjustment of the element

| Size, mm | Max live load (N) | Min load bearing capacity (N) |
|-------------|-------------------|-------------------------------|
| 1200x200x50 | 0 | 160 |

Live load/load bearing capacity

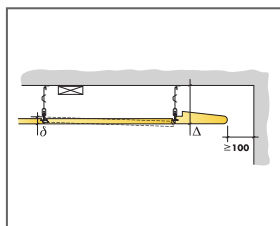
INSTALLATION DIAGRAM (M209) FOR ECOPHON FOCUS WING DS



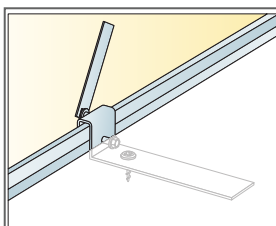
© Ecophon Group

QUANTITY SPECIFICATION (EXCL. WASTAGE)

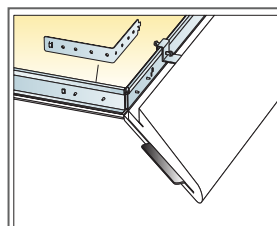
| | Size, mm | |
|--|----------|-------------|
| | 600x200 | 1200x200 |
| 1 Focus Wing Ds (Straight Kit Ds, see installation guide) | - | as required |
| 2 Focus Wing Ds/external corner (incl. in external corner kit, see installation guide) | - | as required |
| 3 Connect Wing Cantilever (incl. In kits) | - | as required |
| 4 Connect Spline (incl. in kits) | - | as required |
| 5 Connect Hook (incl. in kit) | - | as required |
| 6 Connect L-coupling | - | as required |
| 7 Connect Installation screw BR | - | as required |
| 8 Connect Installation Screw MVL (included in kits) | - | as required |
| 9 Connect Wing Distance | - | as required |
| 10 Connect Adjustable wire hanger, installed at 1200 mm centres | - | as required |
| 11 Connect Hanger clip | - | as required |
| 12 Ecophon Focus Ds system with a frame of Connect Main runner HD | - | as required |
| 13 Focus Wing Ds/internal corner (see internal corner for details) | - | as required |
| 14 Connect Space bar | - | - |
| 15 Connect Space bar winch, installed one per joint Main runner/Space bar | - | - |
| Δ Min. overall depth of system: 135 mm | - | - |
| δ Min. demounting depth: 30 mm (50 mm with 1200x1200) | - | - |



See Quantity specification



Adjustment of the element



Corner elements are fitted with a spline

| Size, mm | Max live load (N) | Min load bearing capacity (N) |
|-------------|-------------------|-------------------------------|
| 600x200x50 | - | - |
| 1200x200x50 | 0 | - |

Live load/load bearing capacity

Ecophon Focus™ Levels


Ecophon Focus™ Levels is a creative system with different thicknesses, sizes and colours. The system is glued edge-to-edge directly to an existing soffit, ceiling or wall. Creates a unique design in levels and patterns.




SYSTEM RANGE




| Size, mm | 600x600 | 600x600 | 600x600 | 1200x300 | 1200x300 | 1200x300 | 1200x600 | 1200x600 | 1200x600 |
|-----------------|------------|------------|------------|------------|------------|------------|------------|------------|------------|
| Direct | • | • | • | • | • | • | • | • | • |
| Thickness (THK) | 20 | 30 | 40 | 20 | 30 | 40 | 20 | 30 | 40 |
| Inst. Diag. | M488, M489 | M488, M489 | M488, M489 | M488, M489 | M488, M489 | M488, M489 | M488, M489 | M488, M489 | M488, M489 |



Focus Levels tile



Focus Levels system



Section of Focus Levels system

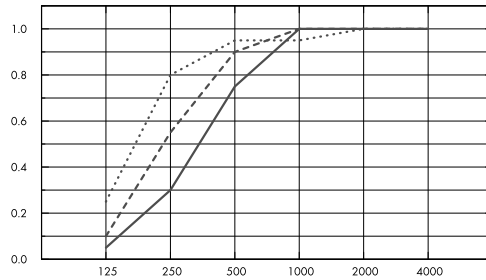


Acoustic

Sound Absorption:

Test results according to EN ISO 354. Classification according to EN ISO 11654, and the single value ratings for Noise Reduction Coefficient, NRC and Sound Absorption Average, SAA according to ASTM C 423.

α_p , Practical sound absorption coefficient



Frequency Hz

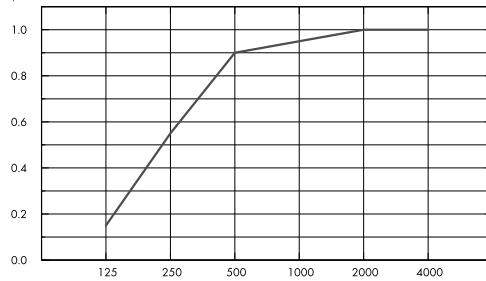
.... Focus Levels 40 mm, 43 mm o.d.s.

--- Focus Levels 30 mm, 33 mm o.d.s.

— Focus Levels 20 mm, 23 mm o.d.s.

o.d.s = overall depth of system

α_p , Practical sound absorption coefficient



Frequency Hz

— Focus Levels 20/30/40 mm (M488, M489), 23-43 mm o.d.s.

o.d.s = overall depth of system

| THK mm | o.d.s. mm | α_p , Practical sound absorption coefficient | | | | | | α_w | Sound absorption class |
|-----------|-----------|---|--------|--------|---------|---------|---------|------------|------------------------|
| | | 125 Hz | 250 Hz | 500 Hz | 1000 Hz | 2000 Hz | 4000 Hz | | |
| 40 | 43 | 0.25 | 0.80 | 0.95 | 0.95 | 1.00 | 1.00 | 1.00 | A |
| 30 | 33 | 0.10 | 0.55 | 0.90 | 1.00 | 1.00 | 1.00 | 0.85 | B |
| 20 | 23 | 0.05 | 0.30 | 0.75 | 1.00 | 1.00 | 1.00 | 0.60 | C |
| 0 | 43 | 0.15 | 0.55 | 0.90 | 0.95 | 1.00 | 1.00 | 0.85 | B |

| THK mm | o.d.s. mm | NRC | SAA |
|-----------|-----------|------|------|
| 20 | 23 | 0.75 | 0.78 |



Indoor Air Quality

| Certificate / Label | All Products |
|-----------------------------|--------------|
| Euofins Indoor Air Comfort® | IAC Gold |
| French VOC | A+ |
| Finnish M1 | • |





Cradle to Cradle Certified®



This product is Cradle to Cradle Certified® at Bronze level (version 4.0).



Material Health

This product has received a C2C Certified Material Health Certificate™ at the Silver level (standard version 4.0). The C2C Certified Material Health Certificate™ is a verification of the health and safety of a product's composition using the Material Health requirements of the Cradle-to-Cradle Certified Product Standard.



Environmental Footprint

| | kg CO ₂ equiv/m ² |
|-------------------|---|
| Focus Levels 20mm | 5,03 |
| Focus Levels 30mm | 6,23 |
| Focus Levels 40mm | 7,44 |

Life-cycle stages A1 to C4 from EPD, in conformity with ISO 14025 / EN 15804



Circularity

| | |
|--|------------------|
| Minimum post-consumer recycled content (20 mm) | 58% |
| Minimum post-consumer recycled content (30 mm) | 62% |
| Minimum post-consumer recycled content (40 mm) | 64% |
| Recyclability | Fully recyclable |



Fire safety

| Country | Fire standard | Class |
|---------|---------------|----------|
| Europe | EN 13501-1 | A2-s1,d0 |

The glass wool core of the tiles is tested and classified as non-combustible according to EN ISO 1182.



Humidity Resistance

Class C, relative humidity 95% and 30°C, according to EN 13964:2014



Visual appearance

White Frost, nearest NCS colour sample S 0500-N, 85% light reflectance. Gloss < 1.



Cleanability

Daily dusting and vacuum cleaning. Weekly wet wiping.



Accessibility

The tiles are not demountable.



Installation

Installed according to installation diagrams, installation guides and drawing aid. For information regarding minimum overall depth of system see quantity specification. Rendered surfaces must have sufficient strength to be able to carry the load imposed by the tiles. If doubts, test gluing should be carried out. The surface should always be dry and clean. For best result the surface should be even, however an acceptable result could be achieved on slightly uneven surfaces.



System weight

| | kg/m ² |
|--------------------|-------------------|
| Focus Levels 20 mm | 2,4 |
| Focus Levels 30 mm | 3,4 |
| Focus Levels 40 mm | 4,4 |

Weight information is indicative and subject to variation.



Mechanical properties

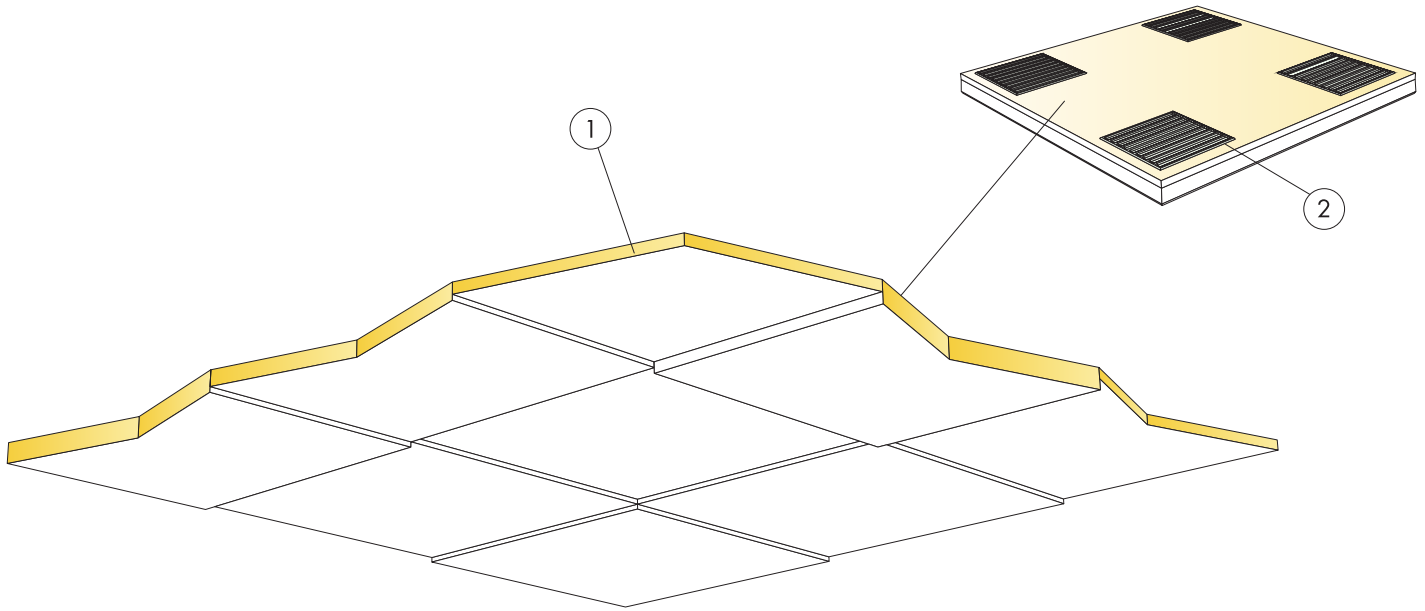
Additional live load has to be fixed to the soffit.



CE

Ecophon ceiling systems are CE marked according to the European harmonized standard EN13964:2014. CE marked construction products are covered by a Declaration of Performance (DOP) which enables customers and users to easily compare performance of products available on the European market.

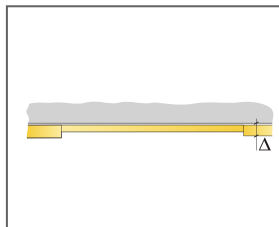
INSTALLATION DIAGRAM (M488) FOR ECOPHON FOCUS LEVELS, USING CONNECT ABSORBER GLUE



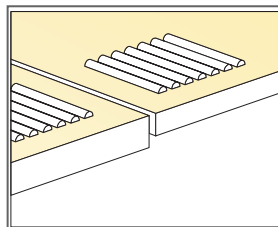
© Ecophon Group

QUANTITY SPECIFICATION (EXCL. WASTAGE)

| | Size, mm | | |
|---|--------------------|--------------------|--------------------|
| | 600x600 | 1200x300 | 1200x600 |
| 1 Focus Levels | 2,8/m ² | 2,8/m ² | 2,8/m ² |
| 2 Connect Absorber glue [0,25 l/m ² - 0,4 l/m ² depending on installation conditions] | as required | as required | as required |
| Use Connect Notched spatula to apply the glue. | - | - | - |
| Δ Min. overall depth of system: 23 mm | - | - | - |
| δ Min. demounting depth: The system is not demountable | - | - | - |
| Visible edges should be painted | - | - | - |
| Installation shows 30% of each thickness | - | - | - |



See Quantity specification

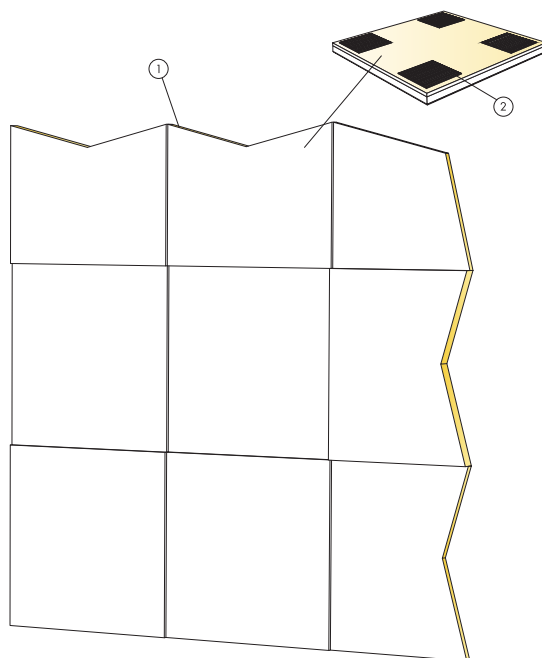


Application of glue

| Size, mm | Max live load (N) | Min load bearing capacity (N) |
|-------------|-------------------|-------------------------------|
| 600x600x20 | - | - |
| 600x600x30 | - | - |
| 600x600x40 | - | - |
| 1200x300x20 | - | - |
| 1200x300x30 | - | - |
| 1200x300x40 | - | - |

Live load/load bearing capacity

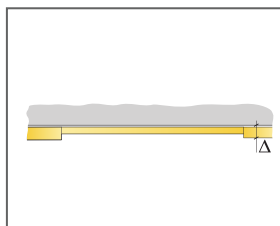
INSTALLATION DIAGRAM (M489) FOR ECOPHON FOCUS LEVELS, USING CONNECT ABSORBER GLUE



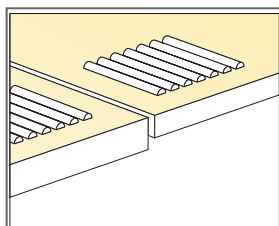
© Ecophon Group

QUANTITY SPECIFICATION (EXCL. WASTAGE)

| | Size, mm | | |
|---|--------------------|--------------------|--------------------|
| | 600x600 | 1200x300 | 1200x600 |
| 1 Focus Levels | 2,8/m ² | 2,8/m ² | 2,8/m ² |
| 2 Connect Absorber glue [0,25 l/m ² - 0,4 l/m ² depending on installation conditions] | as required | as required | as required |
| Use Connect Notched spatula to apply the glue. | - | - | - |
| Δ Min. overall depth of system: 23 mm | - | - | - |
| δ Min. demounting depth: The system is not demountable | - | - | - |
| Visible edges should be painted | - | - | - |
| Installation shows 30% of each thickness | - | - | - |



See Quantity specification



Application of glue

| Size, mm | Max live load (N) | Min load bearing capacity (N) |
|-------------|-------------------|-------------------------------|
| 600x600x20 | - | - |
| 600x600x30 | - | - |
| 600x600x40 | - | - |
| 1200x300x20 | - | - |
| 1200x300x30 | - | - |
| 1200x300x40 | - | - |

Live load/load bearing capacity