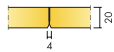


# Ecophon Focus™ B


*Ecophon Focus™ B are bonded edge-to-edge directly to the soffit surface, creating a ceiling with a smooth appearance. The bevelled edge creates a narrow groove between each tile. For applications where the minimum possible overall depth of system is required.*




## SYSTEM RANGE




Size, mm	600x600
Direct	•
Thickness (THK)	20
Inst. Diagr.	M03



Focus B tile



Section of Focus B system



Focus B system

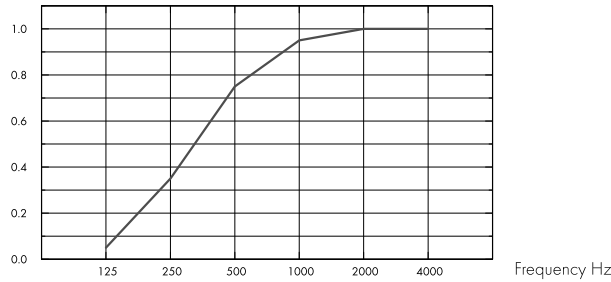


## Acoustic

### Sound Absorption:

Test results according to EN ISO 354. Classification according to EN ISO 11654, and the single value ratings for Noise Reduction Coefficient, NRC and Sound Absorption Average, SAA according to ASTM C 423.

$\alpha_p$ , Practical sound absorption coefficient



– Focus B 20 mm, 20 mm o.d.s.

THK mm	o.d.s. mm	$\alpha_p$ , Practical sound absorption coefficient						$\alpha_w$	Sound absorption class
		125 Hz	250 Hz	500 Hz	1000 Hz	2000 Hz	4000 Hz		
20	20	0.05	0.35	0.75	0.95	1.00	1.00	0.65	C

THK mm	o.d.s. mm	NRC	SAA
20	20	0.80	0.78



## Indoor Air Quality

Certificate / Label	
Eurofins Indoor Air Comfort®	IAC
French VOC	A
Finnish M1	•



## Environmental Footprint

	Kg CO <sub>2</sub> equiv/m <sup>2</sup>
Focus	2,6 (Focus family EPD in conformity with ISO 14025 / EN 15804)



## Circularity

Minimum post-consumer recycled content	56%
Recyclability	Fully recyclable



### Fire safety

Country	Standard	Class
Europe	EN 13501-1	A2-s1,d0

The glass wool core of the tiles is tested and classified as non-combustible according to EN ISO 1182.



### Humidity Resistance

Class C, relative humidity 95% and 30°C, according to EN 13964:2014



### Visual appearance

White Frost, nearest NCS colour sample S 0500-N, 85% light reflectance. Gloss < 1.



### Cleanability

Daily dusting and vacuum cleaning. Weekly wet wiping.



### Accessibility

The tiles are not demountable.



### Installation

Installed according to installation diagrams, installation guides and drawing aid. For information regarding minimum overall depth of system see quantity specification. Rendered surfaces must have sufficient strength to be able to carry the load imposed by the tiles. If doubts, test gluing should be carried out. The surface should always be dry and clean. For best result the surface should be even.



### System weight

The weight of the system should be approximately 2,5 kg/m<sup>2</sup>



### Mechanical properties

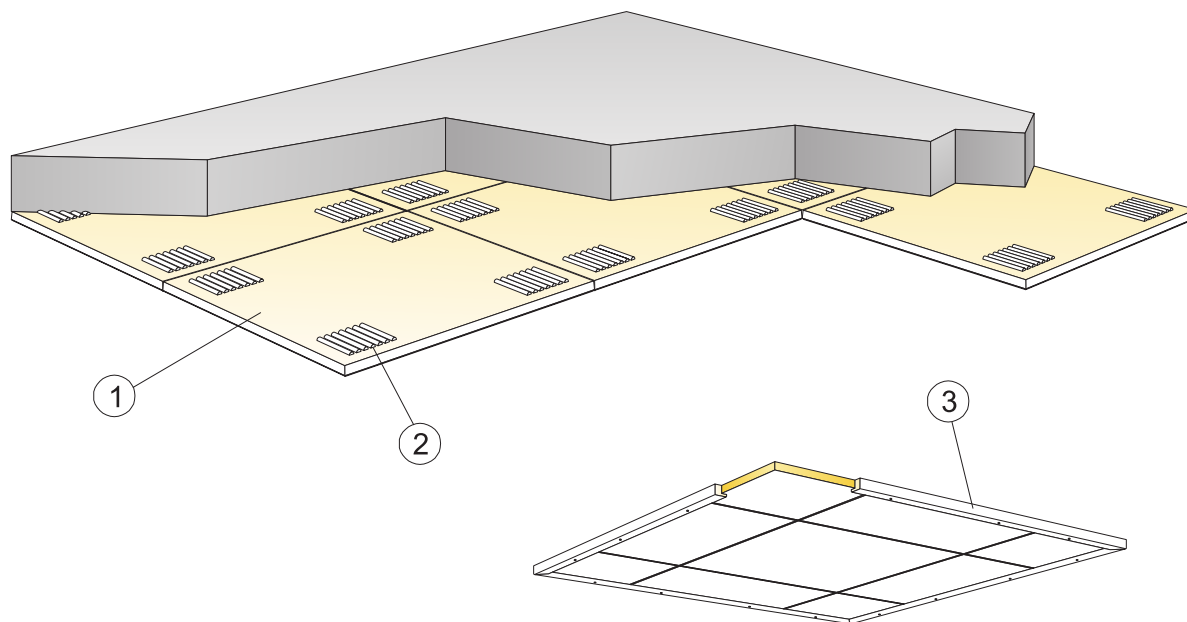
Additional live load has to be fixed to the soffit.



### CE

Ecophon ceiling systems are CE marked according to the European harmonized standard EN13964:2014. CE marked construction products are covered by a Declaration of Performance (DOP) which enables customers and users to easily compare performance of products available on the European market.

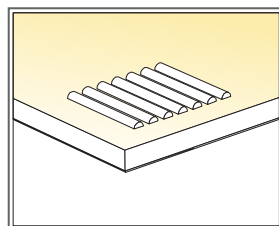
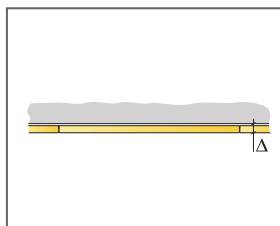
INSTALLATION DIAGRAM (M03) FOR ECOPHON FOCUS B, USING CONNECT ABSORBER GLUE



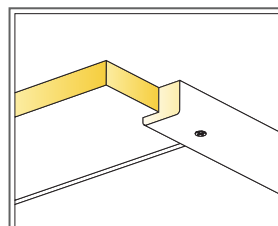
© Ecophon Group

QUANTITY SPECIFICATION (EXCL. WASTAGE)

		Size, mm
		<b>600x600</b>
1	Focus B	2,8/m <sup>2</sup>
2	Connect Absorber glue (0,25 l/m <sup>2</sup> - 0,4 l/m <sup>2</sup> depending on installation conditions)	as required
	Use Connect Notched spatula to apply the glue.	-
3	When installing floating ceilings: Connect Wood trim, L=2500, fixed at 500 mm centres	as required
	Δ Min. overall depth of system: 23 mm	-
	δ Min. demounting depth: The system is not demountable	-
	Cut visible edges should be painted	-



Application of glue



Wood trim for floating installation