

Ecophon Focus™ Levels


Ecophon Focus™ Levels is a creative system with different thicknesses, sizes and colours. The system is glued edge-to-edge directly to an existing soffit, ceiling or wall. Creates a unique design in levels and patterns.




SYSTEM RANGE




| | | | | | | | | | |
|-----------------|------------|------------|------------|------------|------------|------------|------------|------------|------------|
| Size, mm | 600x600 | 600x600 | 600x600 | 1200x300 | 1200x300 | 1200x300 | 1200x600 | 1200x600 | 1200x600 |
| Direct | • | • | • | • | • | • | • | • | • |
| Thickness (THK) | 20 | 30 | 40 | 20 | 30 | 40 | 20 | 30 | 40 |
| Inst. Diag. | M488, M489 | M488, M489 | M488, M489 | M488, M489 | M488, M489 | M488, M489 | M488, M489 | M488, M489 | M488, M489 |



Focus Levels tile



Focus Levels system



Section of Focus Levels system

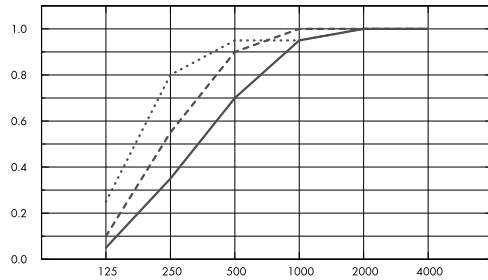


Acoustic

Sound Absorption:

Test results according to EN ISO 354. Classification according to EN ISO 11654, and the single value ratings for Noise Reduction Coefficient, NRC and Sound Absorption Average, SAA according to ASTM C 423.

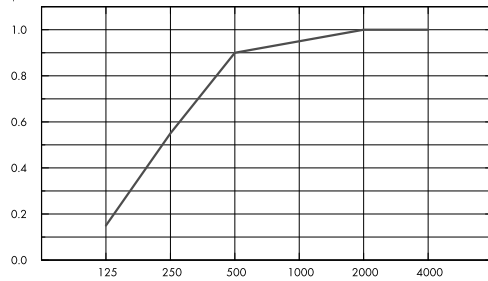
α_p , Practical sound absorption coefficient



- Focus Levels 40 mm, 43 mm o.d.s.
- Focus Levels 30 mm, 33 mm o.d.s.
- Focus Levels 20 mm, 23 mm o.d.s.

Frequency Hz

α_p , Practical sound absorption coefficient



- Focus Levels 20/30/40 mm (M488, M489), 23-43 mm o.d.s.

Frequency Hz

| THK mm | o.d.s. mm | α_p , Practical sound absorption coefficient | | | | | | α_w | Sound absorption class |
|--------|-----------|---|--------|--------|---------|---------|---------|------------|------------------------|
| | | 125 Hz | 250 Hz | 500 Hz | 1000 Hz | 2000 Hz | 4000 Hz | | |
| 40 | 43 | 0.25 | 0.80 | 0.95 | 0.95 | 1.00 | 1.00 | 1.00 | A |
| 30 | 33 | 0.10 | 0.55 | 0.90 | 1.00 | 1.00 | 1.00 | 0.85 | B |
| 20 | 23 | 0.05 | 0.35 | 0.70 | 0.95 | 1.00 | 1.00 | 0.65 | C |
| 0 | 43 | 0.15 | 0.55 | 0.90 | 0.95 | 1.00 | 1.00 | 0.85 | B |



Indoor Air Quality

Certificate / Label

Eurofins Indoor Air Comfort®

IAC

French VOC

A

Finnish M1

•





Environmental Footprint

| Kg CO ₂ equiv/m ² | |
|---|--|
| Focus Levels 20mm | 5,03 (Focus Levels family EPD in conformity with ISO 14025 / EN 15804) |
| Focus Levels 30mm | 6,23 (Focus Levels family EPD in conformity with ISO 14025 / EN 15804) |
| Focus Levels 40mm | 7,44 (Focus Levels family EPD in conformity with ISO 14025 / EN 15804) |



Circularity

| | |
|--|------------------|
| Minimum post-consumer recycled content (20 mm) | 58% |
| Minimum post-consumer recycled content (30 mm) | 62% |
| Minimum post-consumer recycled content (40 mm) | 64% |
| Recyclability | Fully recyclable |



Fire safety

| Country | Standard | Class |
|---------|------------|----------|
| Europe | EN 13501-1 | A2-s1,d0 |

The glass wool core of the tiles is tested and classified as non-combustible according to EN ISO 1182.



Humidity Resistance

Class C, relative humidity 95% and 30°C, according to EN 13964:2014



Visual appearance

White Frost, nearest NCS colour sample S 0500-N, 85% light reflectance. Gloss < 1.



Cleanability

Daily dusting and vacuum cleaning. Weekly wet wiping.



Accessibility

The tiles are not demountable.



Installation

Installed according to installation diagrams, installation guides and drawing aid. For information regarding minimum overall depth of system see quantity specification. Rendered surfaces must have sufficient strength to be able to carry the load imposed by the tiles. If doubts, test gluing should be carried out. The surface should always be dry and clean. For best result the surface should be even, however an acceptable result could be achieved on slightly uneven surfaces.



Mechanical properties

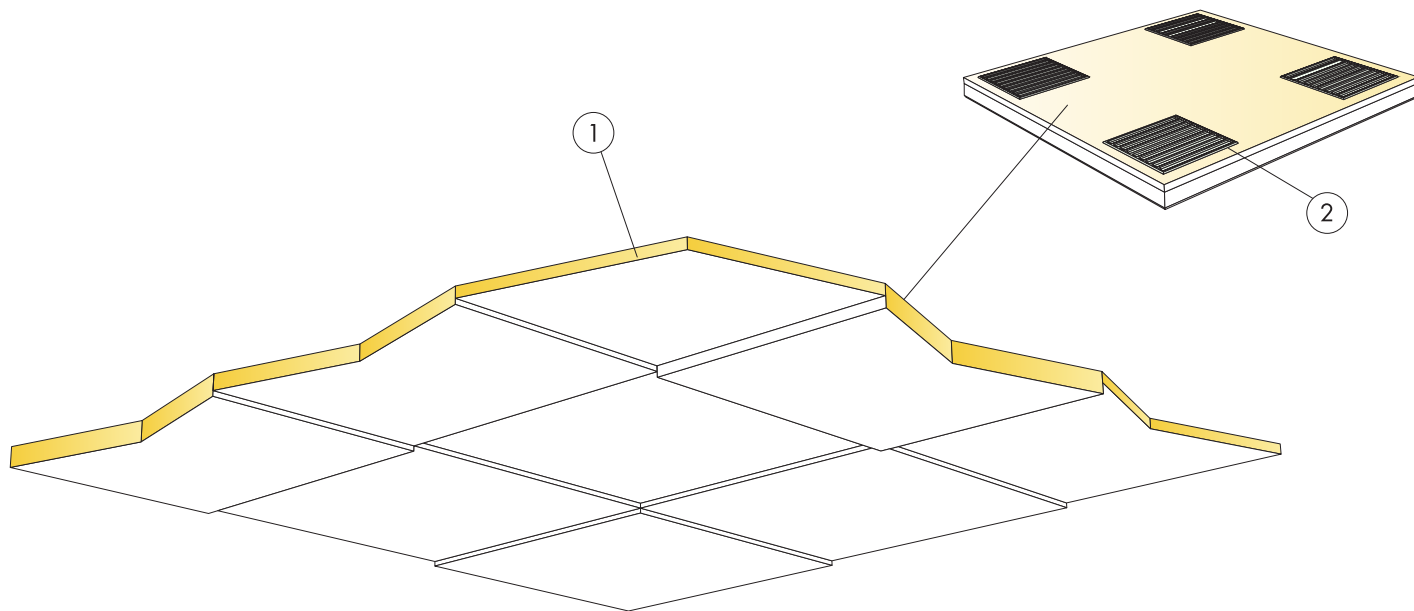
Additional live load has to be fixed to the soffit.



CE

Ecophon ceiling systems are CE marked according to the European harmonized standard EN 13964:2014. CE marked construction products are covered by a Declaration of Performance (DOP) which enables customers and users to easily compare performance of products available on the European market.

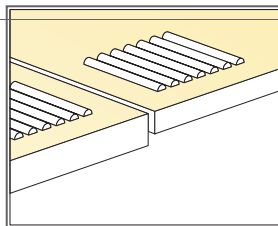
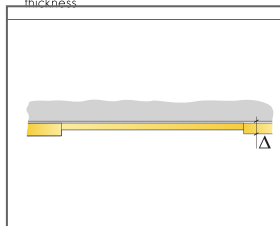
INSTALLATION DIAGRAM (M488) FOR ECOPHON FOCUS LEVELS, USING CONNECT ABSORBER GLUE



© Ecophon Group

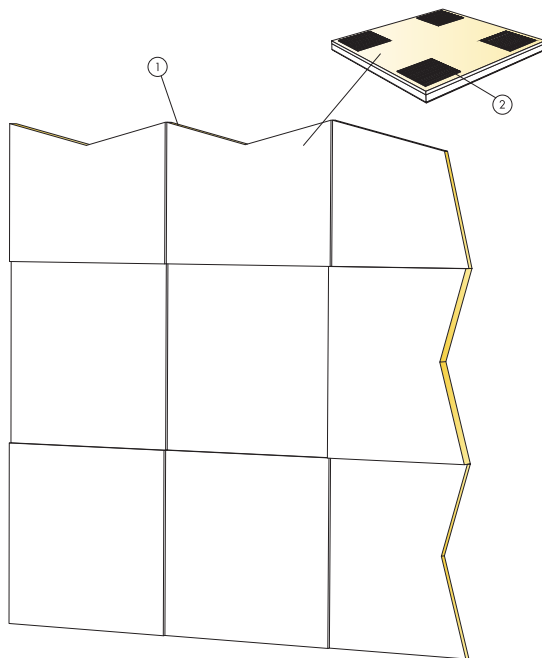
QUANTITY SPECIFICATION (EXCL. WASTAGE)

| | Size, mm | | | | | | | | |
|---|--------------------|--------------------|--------------------|--------------------|--------------------|--------------------|--------------------|--------------------|--------------------|
| | 600x600 | 600x600 | 600x600 | 1200x300 | 1200x300 | 1200x300 | 1200x600 | 1200x600 | 1200x600 |
| 1 Focus Levels | 2,8/m ² | 2,8/m ² | 2,8/m ² | 2,8/m ² | 2,8/m ² | 2,8/m ² | 1,4/m ² | 1,4/m ² | 1,4/m ² |
| 2 Connect Absorber glue (0,25 l/m ² - 0,4 l/m ² depending on installation conditions) | as required | as required | as required | as required | as required | as required | as required | as required | as required |
| Use Connect-Notched spatula to apply the glue. | - | - | - | - | - | - | - | - | - |
| Δ Min. overall depth of system: 23 mm | - | - | - | - | - | - | - | - | - |
| δ Min. demounting depth: The system is not demountable | - | - | - | - | - | - | - | - | - |
| Cut visible edges should be painted | - | - | - | - | - | - | - | - | - |
| Installation shows 30% of each thickness | - | - | - | - | - | - | - | - | - |



Application of glue

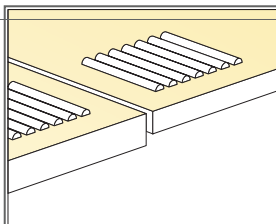
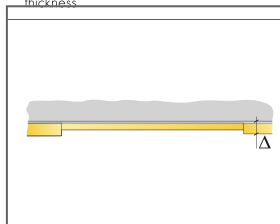
INSTALLATION DIAGRAM (M489) FOR ECOPHON FOCUS LEVELS, USING CONNECT ABSORBER GLUE



© Ecophon Group

QUANTITY SPECIFICATION (EXCL. WASTAGE)

| | Size, mm | | | | | | | | |
|---|--------------------|--------------------|--------------------|--------------------|--------------------|--------------------|--------------------|--------------------|--------------------|
| | 600x600 | 600x600 | 600x600 | 1200x300 | 1200x300 | 1200x300 | 1200x600 | 1200x600 | 1200x600 |
| 1 Focus Levels | 2,8/m ² | 2,8/m ² | 2,8/m ² | 2,8/m ² | 2,8/m ² | 2,8/m ² | 1,4/m ² | 1,4/m ² | 1,4/m ² |
| 2 Connect Absorber glue (0,25 l/m ² - 0,4 l/m ² depending on installation conditions) | as required | as required | as required | as required | as required | as required | as required | as required | as required |
| Use Connect-Notched spatula to apply the glue. | - | - | - | - | - | - | - | - | - |
| Δ Min. overall depth of system: 23 mm | - | - | - | - | - | - | - | - | - |
| δ Min. demounting depth: The system is not demountable | - | - | - | - | - | - | - | - | - |
| Cut visible edges should be painted | - | - | - | - | - | - | - | - | - |
| Installation shows 30% of each thickness | - | - | - | - | - | - | - | - | - |



Application of glue