



# CLEANABILITY

*Ecophon Hygiene™*

# Cleanability Ecophon Hygiene™ range










Ecophon sound absorbers are available for every hygiene demand. To ensure their durability it is important to choose the best solution for your needs, and to know how to clean the products. Here you can see specific characteristics of the product groups in the Ecophon Hygiene™ family.

General recommendations that should always be followed:

- **Perform regular maintenance of the ventilation system**
- **Wear clean cotton gloves when handling the absorbers**



Always refer to the product’s technical data sheet to ensure its compatibility with the described cleaning methods. The use of clips on the rear side of the ceiling tiles facilitates cleaning. Always ensure that the corrosion class of the ceiling grids is compatible with the desired cleaning protocol and cleaning products.

Differentiating properties – Ecophon Hygiene™

		Hygiene Clinic™	Hygiene Meditec™	Hygiene™ Black	Hygiene Protec™	Hygiene Performance™	Hygiene Advance™
Range	Installation methods						
 Cleanability	Dusting and vacuum cleaning	•	•	•	•	•	•
	Wet wiping	•	•	•	•	•	•
	Steam cleaning	–	•	–	•	•	•
	Wet cleaning	–	–	–	–	•*	•
	High pressure washing	–	–	•*	–	•*	•
	Hydrogen peroxide vapour	•	•	–	•	•	•
	Compatible with UV-C disinfection	•	•	•	•	•	•
 Surface endurance	Withstand 200 cycles (ISO 11998)	–	•	•	•	•	•
	Withstand cycles beyond ISO 11998	–	–	–	–	–	•
 Chemical resistance	Resistant to disinfection chemicals (ISO 11998)	–	•	•	•	•	•
	Resistant to strong chemicals (ISO 2812-1)	–	–	–	–	–	•

\* Wet and high pressure cleaning not valid for Ecophon Hygiene Performance™ B, Ds, Care Wall or Ecophon Hygiene™ Black Ds.

## Cleaning and disinfection

		Hygiene Clinic™	Hygiene Meditec™	Hygiene™ Black	Hygiene Protec™	Hygiene Performance™	Hygiene Advance™
 Cleanability	Dusting and vacuum cleaning	Daily	Daily	Daily	Daily	Daily	Daily
	Wet wiping	Weekly	Weekly	Weekly	Weekly	Weekly	Daily
	Steam cleaning	–	1/year	–	4/year	4/year	Daily
	Wet cleaning	–	–	–	–	2/year <sup>1</sup>	Daily
	High pressure washing	–	–	2/year <sup>3</sup>	–	2/year <sup>1</sup>	Daily
	Hydrogen peroxide vapour <sup>2</sup>	•	•	–	•	•	•
	UV-C disinfection	•	•	•	•	•	•
 Chemical resistance	Applicable for disinfection chemicals	–	2/year	2/year	2/year	2/year	Daily

<sup>1</sup> Not applicable to Ecophon Hygiene Performance™ B, Ecophon Hygiene Performance™ Ds and Ecophon Hygiene Performance™ Care Wall.

<sup>2</sup> Method according to supplier of HPV equipment.

<sup>3</sup> Applicable to Ecophon Hygiene™ Black A-edge.



### Cleanability

The common cleaning methods for ceiling tiles require the use of a soft microfibre cloth (made of a minimum of 70% polyester).

**Dry cleaning:** Wipe with a soft microfibre cloth using gentle circular movements, or use a vacuum cleaner with a soft brush or with a microfibre cloth wrapped around the standard head. Set the suction to a reduced level and vacuum gently, with very soft contact between the cleaner head and the tiles. Vacuum with linear movements.

**Wet wiping:** Saturate the microfibre cloth with water or with a mild detergent solution suitable for indoor painted surfaces. Wipe with circular movements and moderate pressure.

**Wet cleaning at low pressure:** Apply a suitable cleaning foam or gel to the surface, rinse with water and finally wipe the surface dry with a clean, soft microfibre cloth (made of a minimum of 70% polyester). Wipe with gentle circular movements.

**Wet cleaning at high pressure:** When washing tiles secured with clips, set the pressure to 20-40 bar and keep a distance of at least 0.5 m between the hose and the panel. If a pressure of 40-100 bar needs to be applied, it is recommended to demount the tiles. Lay them on a rigid surface and keep a distance of at least 1 m between the hose and the panel. In all cases, the hose should be held at a 30° angle of incidence. The water temperature should be 20°C. Clean with linear movements.

**Steam cleaning:** Apply steam to the surface of the panels through a nozzle with an attached soft microfibre cloth (made of minimum 70% polyester). Move the steamer with gentle circular movements.

**Disinfection with Hydrogen Peroxide Vapour:** According to the test method specified by Bioquell.



### Chemical resistance

Some specific Ecophon products have been designed to withstand the use of common detergents and disinfecting agents.

Our products have been tested for chemical resistance according to two different standards.

**Products tested for medium to high level of chemical resistance:** Hygiene Performance, Hygiene Protec, Hygiene Meditec, Hygiene Black

The products have been exposed to the detergent or disinfecting agents repeatedly and evaluated according to ISO 11998:2006 “Determination of wet-scrub resistance and cleanability of coatings”, with the use of a soft microfiber cloth made of minimum 70% polyester, 200 scrubbing cycles. To pass as approved the surface should be without gloss changes and marks in all angles.

Chemicals are chosen to represent most common detergent and disinfection products.

**Products tested for very high level of chemical resistance:** Hygiene Advance

When tested according to ISO 2812-1:2017 “Determination of resistance to liquids – Immersion in liquids”, a complete material sample is placed in a receptacle filled with the test chemical and then hermetically sealed. The test object is subjected to each chemical for a period of one, three, six and 24 hours and then examined for visible alterations.

Chemicals are chosen to represent some of the most severe chemicals used in industry and laboratories.

- The respective list of tested chemicals can be found on the product page of the relevant products.
- Always refer to a product’s technical datasheet to ensure its compatibility with the described cleaning methods.
- Always ensure that the corrosion class of the ceiling grids is compatible with the desired cleaning protocol and cleaning products.

Ecophon is the leading supplier of indoor acoustic solutions that improve working performance and quality of life. We believe in the difference sound can make to our everyday lives, and are passionate advocates for the importance of room acoustics to people's wellbeing – whatever the space, activity or need.

Having a sound effect on people is the principle that guides all we do. We're proud of the Swedish heritage and human approach that this promise is founded on. Our uncompromising commitment to transparent sustainable practice. And, as members of the Saint-Gobain Group, to be doing our part in making the world a better home.



**Saint-Gobain Ecophon AB**  
Box 500, SE-265 03 Hyllinge, Sweden  
Phone: +46 (0)42 17 99 00  
Fax: +46 (0)42 22 55 55  
[www.ecophon.com](http://www.ecophon.com)

SE556142516501 • Based in Åstorp

