


ECOPHON

# FADE™ DUO

GOOD DESIGN WITHOUT COMPROMISING ACOUSTICS



**04 ABOUT ECOPHON**

**06 TOWARDS NET ZERO ACOUSTICS**

**08 GOOD DESIGN WITH  
ECOPHON FADE™ DUO**

**10 GOOD ACOUSTICS MATTER  
EVERYWHERE**

**12 INSTALLATION TIMELINE**

**14 SYSTEM PROPERTIES**

Acoustics, technical properties  
and installation diagrams

Any picture, description, illustration and dimensions contained in this brochure is for information purpose only and is not contractual. This brochure shows Ecophon products and may contain third-party's products. Ecophon shall not be liable for any misprint. Ecophon reserves the right to change product specifications at any time without prior notice. Recommendations of use and installation/assembly, as well as storage, maintenance and indoor environment conditions, must always be respected. Please refer to the applicable technical documentation, such as technical data sheet and installation guidelines. For a comprehensive and up-to-date library of information, including the last version of applicable General Terms and Conditions of Sales, please visit [www.ecophon.com](http://www.ecophon.com)

©Saint-Gobain Ecophon AB, 2024-02-21



# A SOUND EFFECT ON PEOPLE

Saint-Gobain Ecophon contributes to good indoor environments for working, healing and learning. We do this by developing, manufacturing and delivering acoustic products and systems designed around the natural evolution of human hearing – aiming at replicating the outdoor sound experience indoors, because that’s just better for people.

Having a sound effect on people, in every way we can, is what we do proudly. That promise makes every one of us a passionate advocate for the importance of room acoustics to people’s wellbeing – whatever the space, activity or need.



TOWARDS

# NET-ZERO ACOUSTICS

Sustainability is more than a word – it's a collective movement to protect people and the planet that requires honest commitment and genuine care. That's why Ecophon is building on better materials, transparency, and principles, to name just a few.

We actively support an industry-wide drive to standardised, easy-access Environmental Product Declarations for individual products, rather than product families. Their inclusion of full lifecycle data, from raw material sourcing to end of life, rather than only the favourable stages. A move away from self-declared labels, or non-independently verified sustainability claims. And for any promises of net zero carbon emission targets to be validated by the Science-Based Targets initiative.

If we're going to build a sustainable future, it has to start with an honest approach, high ambition and the best of intentions – to build on better together.

# ECOPHON FADE™ DUO

The Fade Duo system is a high-quality acoustic plastering system that absorbs unwanted noise. As a spray applied acoustic plaster solution, its absorbent qualities allow for acoustic control in a variety of spaces. The system offers a more flexible, seamless and discreet alternative to traditional modular acoustic solutions.

Fade Duo brings together aesthetics and acoustic performance which makes it ideal for a wide range of applications ranging from historic buildings to high-end residential, commercial, retail and educational spaces.

- 
- **Absorption class A\***
  - **Fine and seamless acoustic plaster ceiling**
  - **Easy installation**
  - **Possible to colour**
- 

Products developed and produced in Nordics, focusing on design, sustainability and acoustic functionality.

---


\* Fade Duo 40 mm acoustic board, direct fixing.  
To achieve the acoustic performance outlined in the product data sheets you must respect the instructions in the installation guides for Ecophon Fade™ Duo, both documents available on Ecophon.com.



Fade Duo sound-absorbing substrate is made from 65% minimum post-consumer recycled content mainly from recycled glass bottles and jars.



Our products are very durable, highly UV and humidity resistant, anti-static and can be recoated. This helps to reduce the building's life-cycle impact.



# GOOD ACOUSTICS MATTER EVERYWHERE

## WITHOUT COMPROMISING

Our promise «A sound effect on people» is the core backbone of everything we do. Our products meet the reverberation time requirements set out in the LEED reference standard.

Sound impacts us in daily life, and the scientific support for improving our indoor sound environments is well-documented.

And what exactly is an ideal indoor sound environment for people? One based on how we experience sound outside. The human auditory sense is naturally adapted to an outdoor environment where there is not any sound reflections from ceilings and walls.

That's why most of what we do at Ecophon is about replicating the acoustic qualities found in nature for indoor environments. We want to optimise indoor spaces to our natural way of hearing, so that speech and sound is easy to hear and understand, when needed, improving performance and wellbeing.

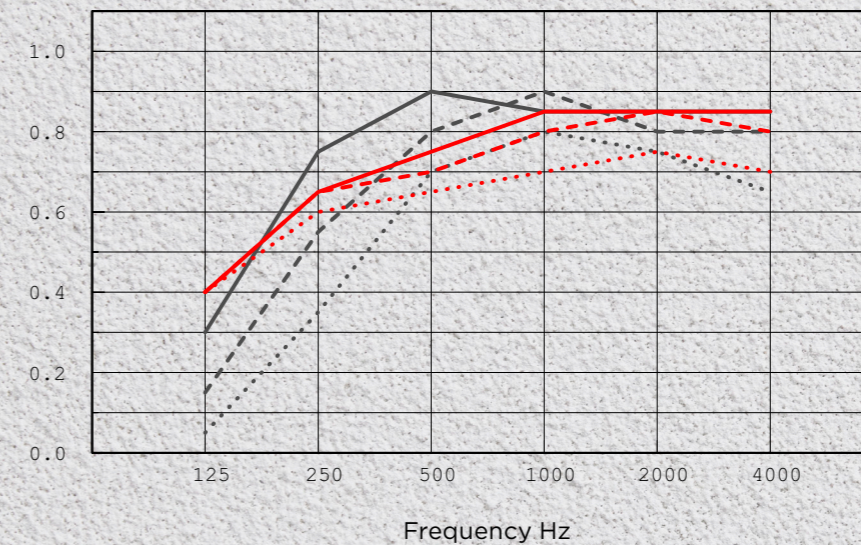
Usually that starts with the ceiling. A wall-to-wall acoustic ceiling is the easiest way to get a large sound-absorbing surface area into a space, and is usually the best way to reduce sound strength, shorten reverberation times, and increase speech clarity and overall hearing comfort.



## SOUND ABSORPTION

Test results according to EN ISO 354. Classification according to EN ISO 11654, and the single value rating for Noise Reduction Coefficient, NRC, according to ASTM C 423.

$\alpha_p$ , Practical sound absorption coefficient



- ..... Fade™ Duo, 15 mm, 20 mm o.d.s.
  - Fade™ Duo, 25 mm, 30 mm o.d.s.
  - Fade™ Duo, 40 mm, 45 mm o.d.s.
  - ..... Fade™ Duo, 15 mm, 200 mm o.d.s.
  - Fade™ Duo, 25 mm, 200 mm o.d.s.
  - Fade™ Duo, 40 mm, 200 mm o.d.s.
- o.d.s = overall depth of system

\* To achieve the acoustic performance outlined in the product data sheets you must respect the instructions in the installation guides for Ecophon Fade™ Duo, both documents available on Ecophon.com.

**ECOPHON WORKS WITH ACCREDITED AND WELL-RENOUNDED LABORATORIES TO PERFORM ACOUSTIC TESTS ON ALL PRODUCTS. THIS IS YOUR SECURITY FOR YOUR WELLBEING.**

## INSTALLATION TIMELINE

A step-by-step guide to installing the Ecophon Fade Duo acoustic plaster system. The drying time of the Fade Duo acoustic plaster depends on the room temperature and the room humidity. Please allow the acoustic plaster to dry thoroughly before proceeding to the next steps.

Please note, the timeline serves as orientation, lists the necessary work steps and defines the minimum amount of time that must be taken into account.



**DAY 1  
ON SITE**

### LET THE FILLING AND JOINTS DRY COMPLETELY

The drying time of the Fade Duo depends on the room temperature and the room humidity. In hot and dry conditions, the drying may take less time. Please allow the acoustic plaster to dry thoroughly before proceeding to the next steps.



**DAY 3  
ON SITE**

### LET THE FIRST LAYER OF FADE DUO PRIMER DRY

The drying time of the Fade Duo depends on the room temperature and the room humidity. In hot and dry conditions, the drying may take less time. Please allow the acoustic plaster to dry thoroughly before proceeding to the next steps.



**DAY 5  
ON SITE**

### INSTALL THE FADE ACOUSTIC BOARDS. FILL JOINTS, WASHERS AND IRREGULARITIES

The acoustic boards are installed with adhesive or screws and Fade Special Washers. Joints are taped with Fade Special Tape. Joints, washer gaps and irregularities are filled with Fade Duo Primer plaster.

**DAY 2**

### SAND IRREGULARITIES, FILLINGS JOINTS AND SPRAY FIRST LAYER OF FADE DUO PRIMER

Sand irregularities on the board, fillings, and joints. Gaps between acoustic ceilings and walls that are more than 3 mm, should be filled with acrylic sealant. Spray the first layer of Fade Duo Primer. Smooth the sprayed surface with a wide trowel. Consumption 1 kg/m<sup>2</sup> of Primer.

**DAY 4**

### SAND THE WHOLE SURFACE AND SPRAY SECOND LAYER WITH FADE DUO TOP

Once the first layer of acoustic plaster is completely dry, sand the entire surface until satisfied for a smooth result. Spray the second layer with Fade Duo Top as a fine texture. Consumption 0.3 kg/m<sup>2</sup> of Top. Total thickness of acoustic plaster full installation (1 layer Primer and 1 layer Top) approx. 1 mm.

# SYSTEM

## PROPERTIES

**ACOUSTICS, TECHNICAL PROPERTIES  
AND INSTALLATION DIAGRAMS**

16 Fade Duo



# Ecophon Fade™ Duo

Fade™ Duo offers a seamless acoustic solution with a fine surface that is easy and quick to install. The system consists of only three main components; Fade™ Acoustic board, Fade™ Duo Primer and Fade™ Duo Top.

Install the acoustic board mechanically with special metal fixings from the manufacturer or install the acoustic board with approved adhesive on the suitable substrate.

Thanks to its flexibility, possibility to colour and

seamless look, it is a solution for several applications from historic buildings to high-end residential, commercial, retail and educational spaces.



## SYSTEM RANGE

Size, mm	1200x1200	1200x1200	1200x1200
Direct	•	•	•
Direct to grid, mechanically	•	•	•
Direct to suspended substrate, adhesive	•	•	•
Direct to suspended substrate, mechanically	•	•	•
Direct, adhesive	•	•	•
Suspended	•	•	•
Thickness (THK)	15	25	40
Inst. Diagr.	M621, M622, M623, M624, M625	M621, M622, M623, M624, M625	M621, M622, M623, M624, M625

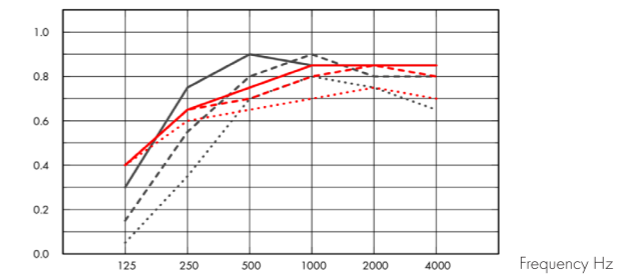


## Acoustic

### Sound Absorption:

Test results according to EN ISO 354. Classification according to EN ISO 11654, and the single value rating for Noise Reduction Coefficient, NRC, according to ASTM C 423.

$\alpha_p$ , Practical sound absorption coefficient



- .... Fade™ Duo, 15 mm, 20 mm o.d.s.
  - Fade™ Duo, 25 mm, 30 mm o.d.s.
  - Fade™ Duo, 40 mm, 45 mm o.d.s.
  - ..... Fade™ Duo, 15 mm, 200 mm o.d.s.
  - Fade™ Duo, 25 mm, 200 mm o.d.s.
  - Fade™ Duo, 40 mm, 200 mm o.d.s.
- o.d.s = overall depth of system

THK mm	o.d.s. mm	$\alpha_p$ , Practical sound absorption coefficient						$\alpha_w$	Sound absorption class
		125 Hz	250 Hz	500 Hz	1000 Hz	2000 Hz	4000 Hz		
15	20	0.05	0.35	0.70	0.80	0.75	0.65	0.65	C
25	30	0.15	0.55	0.80	0.90	0.80	0.80	0.80	B
40	45	0.30	0.75	0.90	0.85	0.85	0.85	0.90	A
15	200	0.40	0.60	0.65	0.70	0.75	0.70	0.70	C
25	200	0.40	0.65	0.70	0.80	0.85	0.80	0.80	B
40	200	0.40	0.65	0.75	0.85	0.85	0.85	0.85	B

THK mm	o.d.s. mm	NRC
15	20	0.65
25	30	0.75
40	45	0.85
15	200	0.65
25	200	0.75
40	200	0.80

## Indoor Air Quality

Certificate / Label

French VOC

A+

Finnish M1

•





**Environmental Footprint**

	kg CO <sub>2</sub> equiv./kg	Life-cycle stages A1 to A3 from EPD, in conformity with ISO 14025 / EN 15804+A1
Fade™ Duo Primer	0,45	
Fade™ Duo Top	0,40	



**Fire safety**

Country	EN	Class	The glass wool core of the tiles is tested and classified as non-combustible according to EN ISO 1182. Fire test, E 84-11a.
Europe	EN 13501-1	A2-s1,d0	



**Humidity Resistance**

Resistance to Humidity (RH 100%, 40°C) - ISO DS/EN 6270-2



**Visual appearance**

White NCS S 0502-Y20R, CIE Y=80% light reflectance. Exposure to UV-light - ASTM G 154-16 . Gloss < 1 . Colours may vary slightly between different production batches.



**Cleanability**

Surface dust and dirt can be vacuumed off using a soft brush attachment.



**Accessibility**

The system supports installation of inspection hatch.



**Installation**

Installed according to installation diagrams, installation guides and drawing aid. For information regarding minimum overall depth of system see quantity specification. When installing direct-to-grid the installer must ensure that the building is airtight to prevent dust deposits from airflow through the open-pored acoustic plaster system.



**System weight**

The weight of the system (including suspension grid) should be approximately M621/M622 ≈ 3 - 7 kg/m<sup>2</sup>, M623 ≈ 5 - 8 kg/m<sup>2</sup>, M624/M625 ≈ 13 - 18 kg/m<sup>2</sup>.



**Mechanical properties**

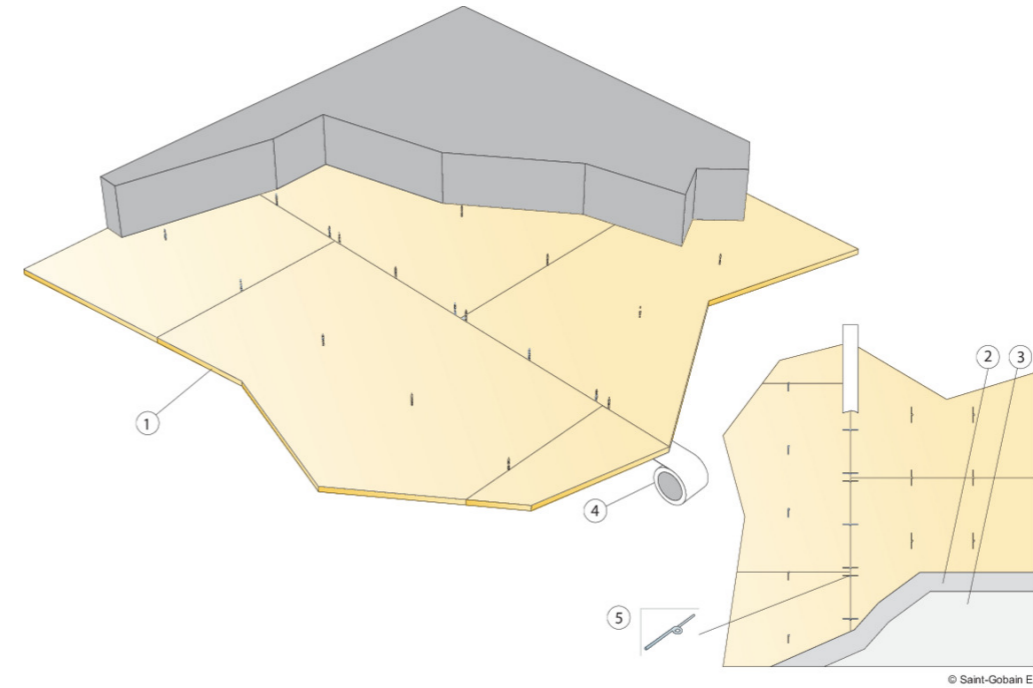
Additional load (lighting, ventilation, etc.) should be supported by the suspension system according to the manufacturers recommendation or be hung directly from the soffit.



**CE**

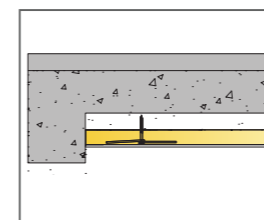
Ecophon ceiling systems are CE marked according to the European harmonized standard EN13964:2014. CE marked construction products are covered by a Declaration of Performance (DOP) which enables customers and users to easily compare performance of products available on the European market.

INSTALLATION DIAGRAM (M621) FOR ECOPHON FADE™ DUO DIRECT FIXATION, MECHANICAL



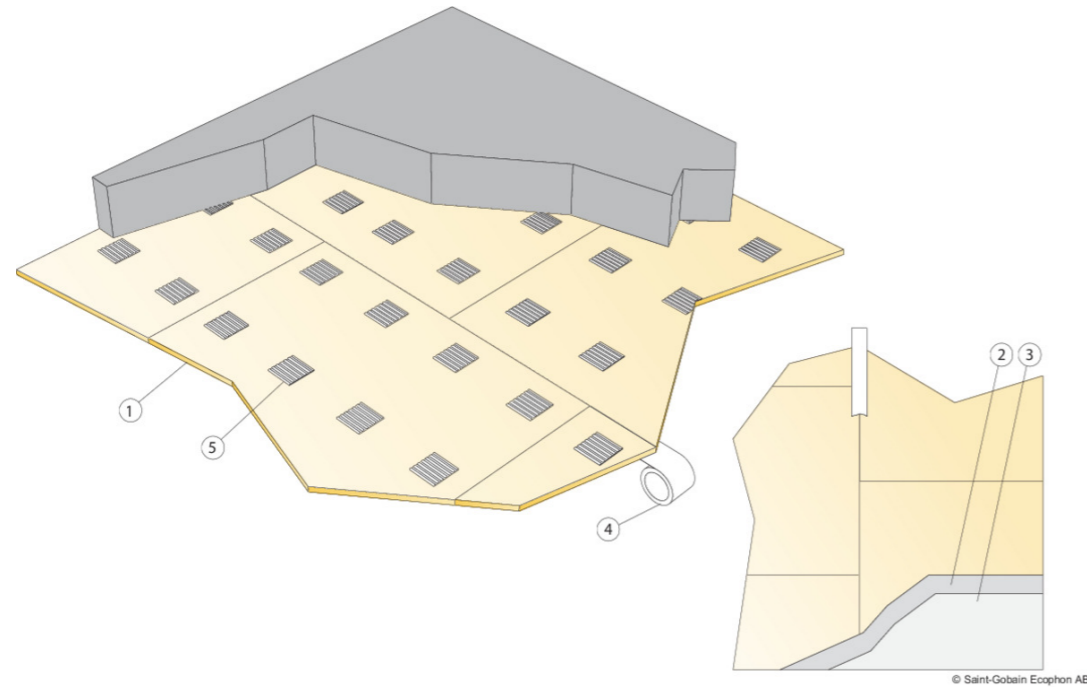
QUANTITY SPECIFICATION (EXCL. WASTAGE)

	Size, mm
	<b>1200x1200</b>
1	Ecophon Acoustic board for Fade™
	0,7/m <sup>2</sup>
2	Ecophon Fade™ Duo Primer
	1kg/m <sup>2</sup>
3	Ecophon Fade™ Duo Top
	0,3kg/m <sup>2</sup>
4	EU Fade™ Special joint tape (every seem on tiles)
	1,7m/m <sup>2</sup>
5	Fade™ Special washer (fixed with applicable screw)
	8pcs/m <sup>2</sup>
	Δ Min. overall depth of system: 18 - 43 mm
	δ Min. demounting depth: The system is not demountable



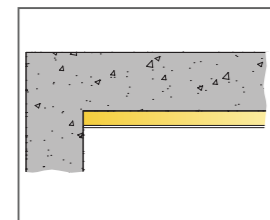
Size, mm	Max live load (N)	Min load bearing capacity (N)
1200x1200x15	0	0
1200x1200x25	0	0
1200x1200x40	0	0

Live load/load bearing capacity



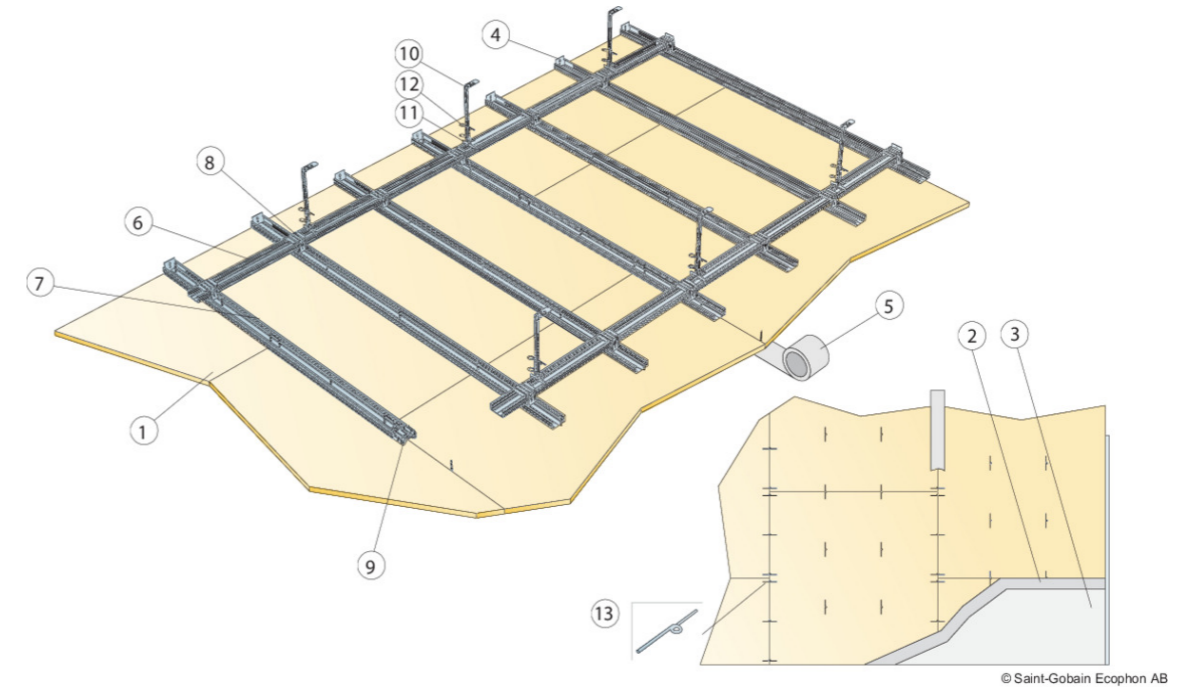
QUANTITY SPECIFICATION (EXCL. WASTAGE)

	Size, mm
	<b>1200x1200</b>
1	Ecophon Acoustic board for Fade™
	0,7/m <sup>2</sup>
2	Ecophon Fade™ Duo Primer
	1kg/m <sup>2</sup>
3	Ecophon Fade™ Duo Top
	0,3kg/m <sup>2</sup>
4	EU Fade™ Special joint tape (every seem on tiles)
	1,7m/m <sup>2</sup>
5	Fade™ Special Adhesive 10kg
	0,83kg/m <sup>2</sup>
Δ Min. overall depth of system: 18 - 43 mm	
δ Min. demounting depth: The system is not demountable	



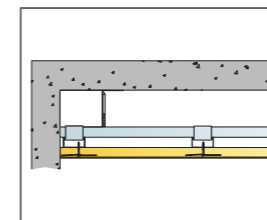
Size, mm	Max live load (N)	Min load bearing capacity (N)
1200x1200x15	0	0
1200x1200x25	0	0
1200x1200x40	0	0

live load/load bearing capacity



QUANTITY SPECIFICATION (EXCL. WASTAGE)

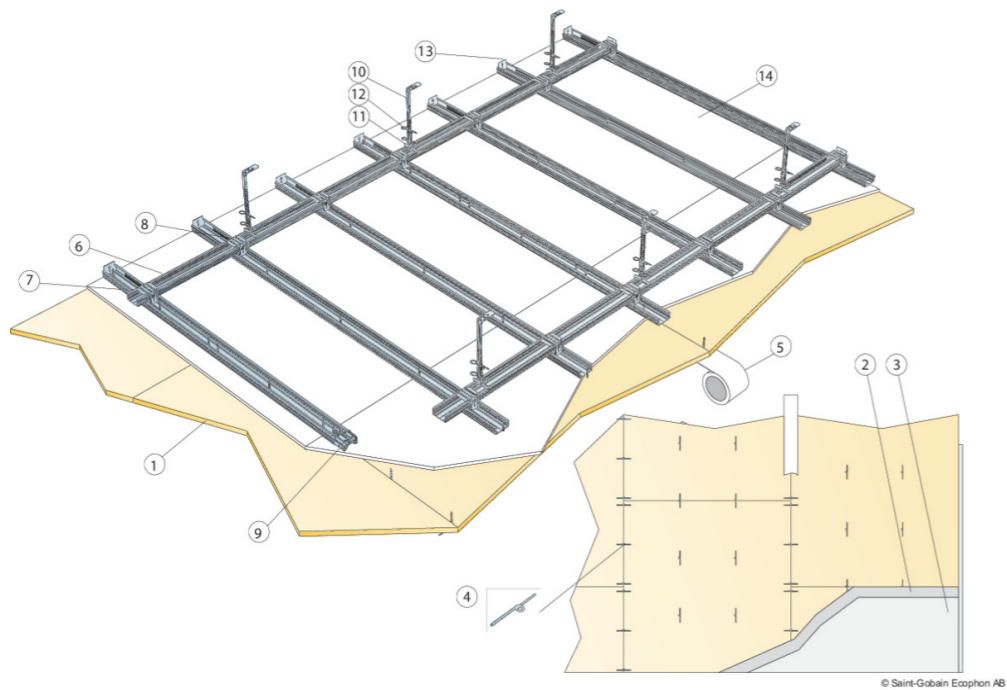
	Size, mm
	<b>1200x1200</b>
1	Ecophon Acoustic board for Fade™
	0,7/m <sup>2</sup>
2	Ecophon Fade™ Duo Primer
	1kg/m <sup>2</sup>
3	Ecophon Fade™ Duo Top
	0,3kg/m <sup>2</sup>
4	Connect Wall bracket Plus
	as required
5	EU Fade™ Special joint tape (every seem on tiles)
	1,7m/m <sup>2</sup>
6	Connect C-profile Plus, L=3100 mm, installed 1200 mm centres
	0,9m/m <sup>2</sup>
7	Connect C-profile Plus, L=3100 mm, installed 400 mm centres
	2,5m/m <sup>2</sup>
8	Connect X-connector Plus
	3,2/m <sup>2</sup>
9	Connect Splice connector Plus
	1,2/m <sup>2</sup>
10	Connect Nonius hanger upper, installed at 800 mm centres
	1,6/m <sup>2</sup>
11	Connect Nonius hanger lower, installed at 800 mm centres
	1,6/m <sup>2</sup>
12	Connect Split pin (2/hanger)
	3,2/m <sup>2</sup>
13	Fade™ Special washer (fixed with applicable screw)
	8pcs/m <sup>2</sup>
Δ Min. overall depth of system: 310 mm	
δ Min. demounting depth: The system is not demountable	



Size, mm	Max live load (N)	Min load bearing capacity (N)
1200x1200x15	50	160
1200x1200x25	50	160
1200x1200x40	50	160

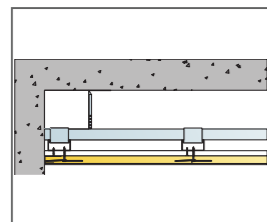
live load/load bearing capacity

INSTALLATION DIAGRAM (M624) FOR ECOPHON FADE™ DUO SUSPENDED GRID, MECHANICAL FIXATION TO SUBSTRATE



QUANTITY SPECIFICATION (EXCL. WASTAGE)

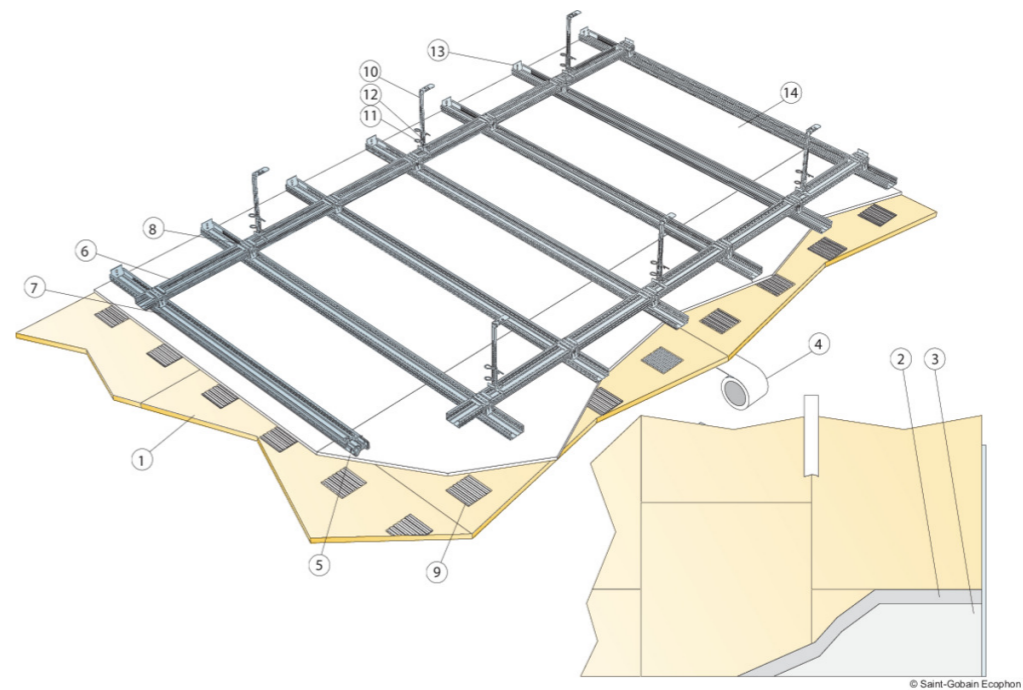
	Size, mm
	<b>1200x1200</b>
1 Ecophon Acoustic board for Fade™	0,7/m <sup>2</sup>
2 Ecophon Fade™ Duo Primer	1kg/m <sup>2</sup>
3 Ecophon Fade™ Duo Top	0,3kg/m <sup>2</sup>
4 Fade™ Special washer (fixed with applicable screw)	8pcs/m <sup>2</sup>
5 EU Fade™ Special joint tape (every seem on tiles)	1,7m/m <sup>2</sup>
6 Connect C-profile Plus, L=3100 mm, installed 1200 mm centres	0,9m/m <sup>2</sup>
7 Connect C-profile Plus, L=3100 mm, installed 400 mm centres	2,5m/m <sup>2</sup>
8 Connect X-connector Plus	3,2/m <sup>2</sup>
9 Connect Splice connector Plus	1,2/m <sup>2</sup>
10 Connect Nanius hanger upper, installed at 800 mm centres	1,6/m <sup>2</sup>
11 Connect Nanius hanger lower, installed at 800 mm centres	1,6/m <sup>2</sup>
12 Connect Split pin (2/hanger)	3,2/m <sup>2</sup>
13 Connect Wall bracket Plus	as required
14 Plasterboard (not supplied by Ecophon)	-
Δ Min. overall depth of system: 310 mm	-
δ Min. demounting depth: The system is not demountable	-



Size, mm	Max live load (N)	Min load bearing capacity (N)
1200x1200x15	40	220
1200x1200x25	40	220
1200x1200x40	40	220

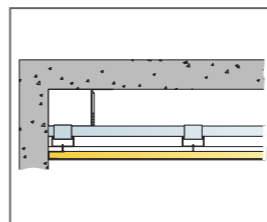
Live load/load bearing capacity

INSTALLATION DIAGRAM (M625) FOR ECOPHON FADE™ DUO SUSPENDED GRID, GLUED TO SUBSTRATE



QUANTITY SPECIFICATION (EXCL. WASTAGE)

	Size, mm
	<b>1200x1200</b>
1 Ecophon Acoustic board for Fade™	0,7/m <sup>2</sup>
2 Ecophon Fade™ Duo Primer	1kg/m <sup>2</sup>
3 Ecophon Fade™ Duo Top	0,3kg/m <sup>2</sup>
4 EU Fade™ Special joint tape (every seem on tiles)	1,7m/m <sup>2</sup>
5 Connect Splice connector Plus	1,2/m <sup>2</sup>
6 Connect C-profile Plus, L=3100 mm, installed 1200 mm centres	0,9m/m <sup>2</sup>
7 Connect C-profile Plus, L=3100 mm, installed 400 mm centres	2,5m/m <sup>2</sup>
8 Connect X-connector Plus	3,2/m <sup>2</sup>
9 Fade™ Special Adhesive 10kg	0,83kg/m <sup>2</sup>
10 Connect Nanius hanger upper, installed at 800 mm centres	1,6/m <sup>2</sup>
11 Connect Nanius hanger lower, installed at 800 mm centres	1,6/m <sup>2</sup>
12 Connect Split pin (2/hanger)	3,2/m <sup>2</sup>
13 Connect Wall bracket Plus	as required
14 Plasterboard (not supplied by Ecophon)	-
Δ Min. overall depth of system: 310 mm	-
δ Min. demounting depth: The system is not demountable	-



Size, mm	Max live load (N)	Min load bearing capacity (N)
1200x1200x15	40	220
1200x1200x25	40	220
1200x1200x40	40	220

Live load/load bearing capacity

Ecophon is the leading supplier of indoor acoustic solutions aim at improving improve working performance and quality of life. We believe in the difference sound can make to our everyday lives, and are passionate advocates for the importance of room acoustics to people's wellbeing - whatever the space, activity or need.

Having a sound effect on people is the principle that guides all we do. We're proud of the Swedish heritage and human approach that promise is founded on. And, as members of the Saint-Gobain Group, to be doing our part in making the world a better home.

**Saint-Gobain Ecophon AB**

Box 500, SE-265 03 Hyllinge, Sweden

Phone: +46 (0)42 17 99 00

Fax: +46 (0)42 22 55 55

[www.ecophon.com](http://www.ecophon.com)

SE556142516501 • Based in Åstorp