

Ecophon Super G™ A


Ecophon Super G™ A has an exposed grid system with impact bracing bars or clips to keep tiles in place. For applications in school corridors and other environments where there is a risk for mechanical impact.




Cardea, Leiderdorp, Netherlands

SYSTEM RANGE

| | | | | | |
|---|-----------------|---------|---------|----------|----------|
|  | Size, mm | 600x600 | 600x600 | 1200x600 | 1200x600 |
| | T24 | • | • | • | • |
| | Thickness (THK) | 20 | 35 | 20 | 35 |
| | Inst. Diag. | M199 | M55 | M199 | M55 |
| | | | | | |




Super G A tile



Section of Super G A system with Connect T24



Super G A system



Super G A with Connect Impact bracing

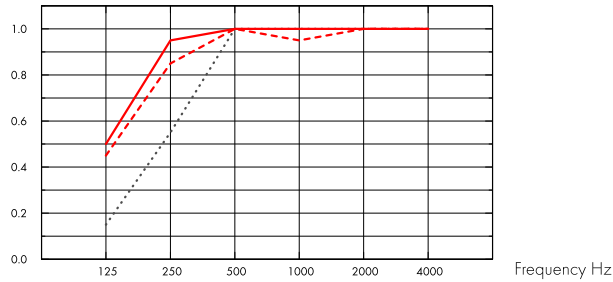


Acoustic

Sound Absorption:

Test results according to EN ISO 354. Classification according to EN ISO 11654, and the single value ratings for Noise Reduction Coefficient, NRC and Sound Absorption Average, SAA according to ASTM C 423.

α_p , Practical sound absorption coefficient



--- Super G A 20 mm, 200 mm o.d.s.

.... Super G A 35 mm, 50 mm o.d.s.

— Super G A 35 mm, 200 mm o.d.s.

o.d.s = overall depth of system

| THK mm | o.d.s. mm | α_p , Practical sound absorption coefficient | | | | | | α_w | Sound absorption class |
|-----------|-----------|---|--------|--------|---------|---------|---------|------------|------------------------|
| | | 125 Hz | 250 Hz | 500 Hz | 1000 Hz | 2000 Hz | 4000 Hz | | |
| 20 | 200 | 0.45 | 0.85 | 1.00 | 0.95 | 1.00 | 1.00 | 1.00 | A |
| 35 | 50 | 0.15 | 0.55 | 1.00 | 1.00 | 1.00 | 1.00 | 0.85 | B |
| 35 | 200 | 0.50 | 0.95 | 1.00 | 1.00 | 1.00 | 1.00 | 1.00 | A |

| THK mm | o.d.s. mm | NRC | SAA |
|-----------|-----------|------|------|
| 35 | 50 | 0.90 | 0.92 |
| 35 | 200 | 1.00 | 0.97 |
| 35 | 400 | 0.90 | 0.92 |



Indoor Air Quality

| Certificate / Label | |
|------------------------------|----------|
| Eurofins Indoor Air Comfort® | IAC Gold |
| French VOC | A+ |
| Finnish M1 | • |



Environmental Footprint

| | kg CO ₂ equiv/m ² |
|----------------|---|
| Super G A 20mm | 3,28 |
| Super G A 35mm | 4,90 |

Life-cycle stages A1 to C4 from EPD, in conformity with ISO 14025 / EN 15804



Circularity

| | |
|---|------------------|
| Minimum post-consumer recycled content (35 mm Super GA) | 51% |
| Minimum post-consumer recycled content (20 mm Super GA) | 42% |
| Recyclability | Fully recyclable |



Fire safety

| Country | Class |
|---------|---------------------|
| Europe | EN 13501-1 A2-s1,d0 |

The glass wool core of the tiles is tested and classified as non-combustible according to EN ISO 1182.



Humidity Resistance

Class C, relative humidity 95% and 30°C, according to EN 13964:2014



Visual appearance

White 085. Nearest NCS colour sample: S 1002-Y. Light reflectance: 78%. (The tiles need to be installed in accordance with the arrows on the back of the tile in order to get optimal visual appearance).



Cleanability

Daily dusting and vacuum cleaning. Weekly wet wiping.



Accessibility

The tiles are not demountable.



Installation

Installed according to installation diagrams, installation guides and drawing aid. (The tiles have to be installed according to the arrows on the back of the tile.)



System weight

The weight of the system (including suspension grid) should be approximately 3-4 kg/m²



Mechanical properties

See table regarding the min- and max- load bearing capacities and functional demands.



Impact Resistance

| Thickness | M-sketch | |
|-----------|----------|----|
| 20 | M199 | 3A |
| 35 | M55 | 2A |

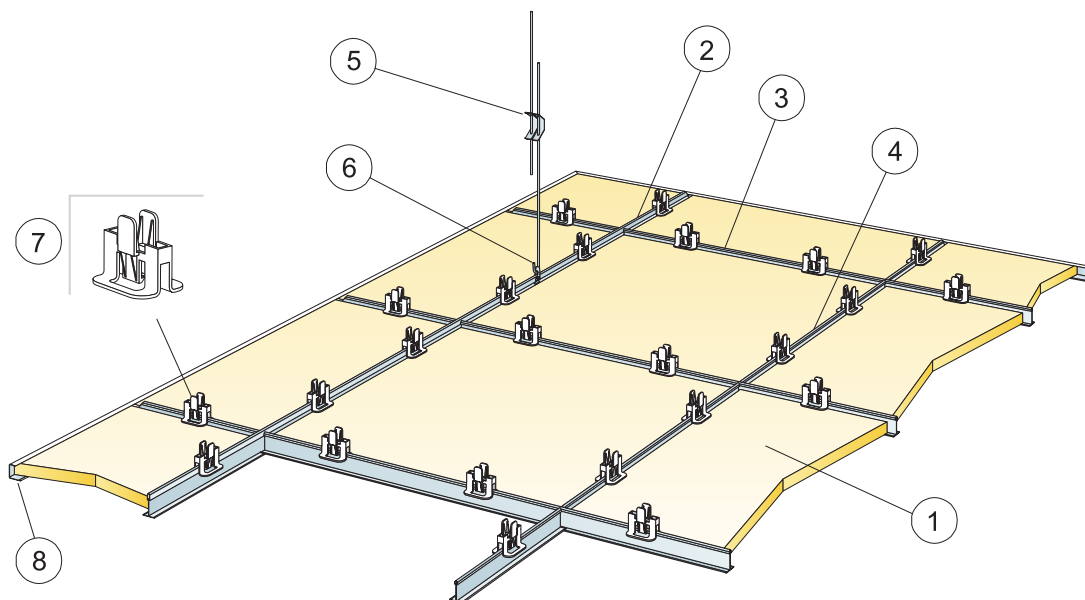
Tested and classified according to EN 13964 annex D.



CE

Ecophon ceiling systems are CE marked according to the European harmonized standard EN13964:2014. CE marked construction products are covered by a Declaration of Performance (DOP) which enables customers and users to easily compare performance of products available on the European market.

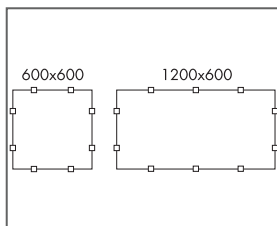
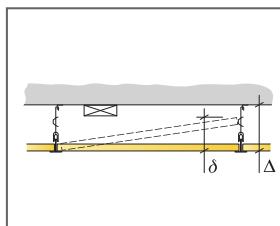
INSTALLATION DIAGRAM (M199) FOR ECOPHON SUPER G A (20MM)



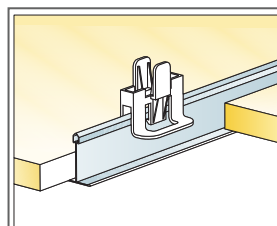
© Ecophon Group

QUANTITY SPECIFICATION (EXCL. WASTAGE)

| | Size, mm | |
|--|---------------------|---------------------|
| | 600x600 | 1200x600 |
| 1 Super G A | 2,8/m ² | 1,4/m ² |
| 2 Connect T24 Main runner, installed at 1200 mm centres (max distance from wall 300 mm) | 0,9m/m ² | 0,9m/m ² |
| 3 Connect T24 Cross tee, L=1200 mm, installed at 600 mm centres | 1,7m/m ² | 1,7m/m ² |
| 4 Connect T24 Cross tee, L=600 mm | 0,9m/m ² | - |
| 5 Connect Adjustable Hanger, installed at 1200 mm centres (max. distance from wall 600 mm) | 0,7/m ² | 0,7/m ² |
| 6 Connect Hanger clip (secured with screw) | 0,7/m ² | 0,7/m ² |
| 7 Connect Hygiene Clip 20 | 11/m ² | 7/m ² |
| 8 Connect Channel trim | as required | as required |
| Δ Min. overall depth of system: 150 mm | - | - |
| δ Min. demounting depth: 150 mm (non-clipped panel) | - | - |



Arrangement of clips

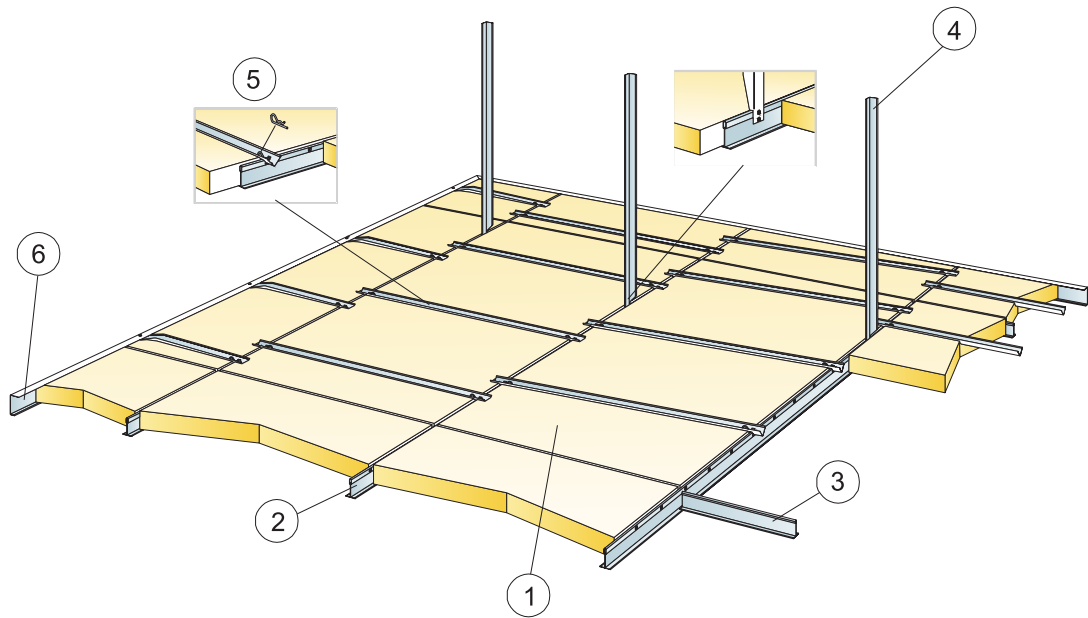


Clip for keeping tiles in place

| Size, mm | Max live load (N) | Min load bearing capacity (N) |
|-------------|-------------------|-------------------------------|
| 600x600x20 | 50 | 160 |
| 1200x600x20 | 50 | 160 |

Live load/load bearing capacity

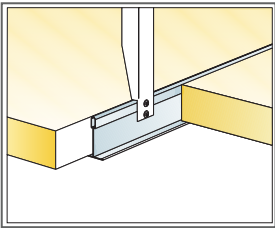
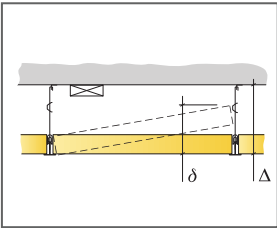
INSTALLATION DIAGRAM (M55) FOR ECOPHON SUPER G A AND SUPER G A XL, SUSPENDED INSTALLATION (35MM)



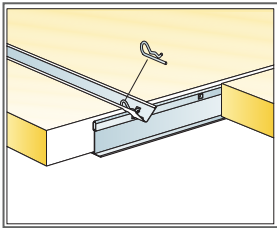
© Ecophon Group

QUANTITY SPECIFICATION (EXCL. WASTAGE)

| | Size, mm | |
|--|-------------|-------------|
| | 600x600 | 1200x600 |
| 1 Super G A and Super G A XL | 2,8/m² | 1,4/m² |
| 2 Connect T24 Main runner, installed at 600 mm centres | 1,7m/m² | 1,7m/m² |
| 3 Connect T24 Cross tee, L=600 mm | 1,7m/m² | 0,9m/m² |
| 4 Rigid hanger made of Connect Angle trim, max. L=1200 mm at 1200 mm centres | 1,4/m² | 1,4/m² |
| 5 Connect Impact Bracing (Split pins included) | 5,6/m² | 4,2/m² |
| 6 Connect Channel trim, fixed at 300 mm centres (h=44 mm) | as required | as required |
| Δ Min. overall depth of system: 200 mm | - | - |
| δ Min. demounting depth: 200 mm (for tile without Impact bracing) | - | - |



Detail of suspension



Connection between profiles with split pin

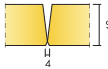
| Size, mm | Max live load (N) | Min load bearing capacity (N) |
|-------------|-------------------|-------------------------------|
| 600x600x35 | 40 | 160 |
| 1200x600x35 | 40 | 160 |


Live load/load bearing capacity

Ecophon Super G™ B


Ecophon Super G™ B has bonded tiles edge to edge, directly to the soffit surface. The bevelled edge creates a narrow groove between each tile to offer a smooth appearance. For applications where the minimum possible overall depth of system is required and there's risk of high mechanical impact.



| SYSTEM RANGE | |
|---|-----------------|
|  | Size, mm |
| | 600x600 |
| | Direct |
| | Thickness (THK) |
| | 40 |
| | Inst. Diagr. |
| | M298, M487 |




Super G B tile



Section of Super G B system



Super G B system



Section of Super G B system with screws

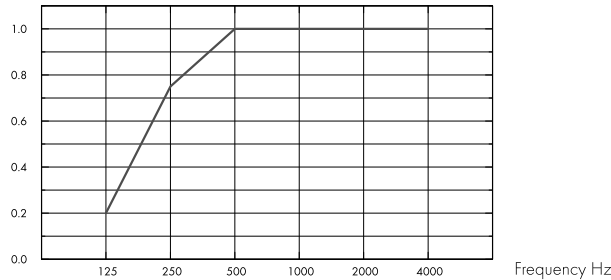


Acoustic

Sound Absorption:

Test results according to EN ISO 354. Classification according to EN ISO 11654, and the single value ratings for Noise Reduction Coefficient, NRC and Sound Absorption Average, SAA according to ASTM C 423.

α_p , Practical sound absorption coefficient



— Super G B 40 mm, 43 mm o.d.s.

o.d.s = overall depth of system

| THK mm | o.d.s. mm | α_p , Practical sound absorption coefficient | | | | | | α_w | Sound absorption class |
|-----------|-----------|---|--------|--------|---------|---------|---------|------------|------------------------|
| | | 125 Hz | 250 Hz | 500 Hz | 1000 Hz | 2000 Hz | 4000 Hz | | |
| 40 | 43 | 0.20 | 0.75 | 1.00 | 1.00 | 1.00 | 1.00 | 1.00 | A |

| THK mm | o.d.s. mm | NRC | SAA |
|-----------|-----------|------|------|
| 40 | 43 | 0.95 | 0.95 |



Indoor Air Quality

| Certificate / Label | |
|------------------------------|-----|
| Eurofins Indoor Air Comfort® | IAC |
| French VOC | A |
| Finnish M1 | • |



Environmental Footprint

| kg CO ₂ equiv/m ² | |
|---|------|
| Super G B | 8,40 |

Life-cycle stages A1 to C4 from EPD, in conformity with ISO 14025 / EN 15804



Circularity

| | |
|--|------------------|
| Minimum post-consumer recycled content | 58% |
| Recyclability | Fully recyclable |



Fire safety

| Country | Fire standard | Class |
|---------|---------------|----------|
| Europe | EN 13501-1 | A2-s1,d0 |

The glass wool core of the tiles is tested and classified as non-combustible according to EN ISO 1182.



Humidity Resistance

Class C, relative humidity 95% and 30°C, according to EN 13964:2014



Visual appearance

White 085. Nearest NCS colour sample: S 1002-Y. Light reflectance: 78%. (The tiles need to be installed in accordance with the arrows on the back of the tile in order to get optimal visual appearance).



Cleanability

Daily dusting and vacuum cleaning. Weekly wet wiping.



Accessibility

The tiles are not demountable.



Installation

Installed according to installation diagrams, installation guides and drawing aid. For information regarding minimum overall depth of system see quantity specification. Rendered surfaces must have sufficient strength to be able to carry the load imposed by the tiles. If doubts, test gluing should be carried out. The surface should always be dry and clean. For best result the surface should be even. Install tiles according to arrows.



System weight

The weight of the system should be approximately 5 kg/m²



Mechanical properties

See table regarding the min- and max- load bearing capacities and functional demands. Additional live load has to be fixed to the soffit.



Impact Resistance

M-sketch

M298

1A

M487

1A

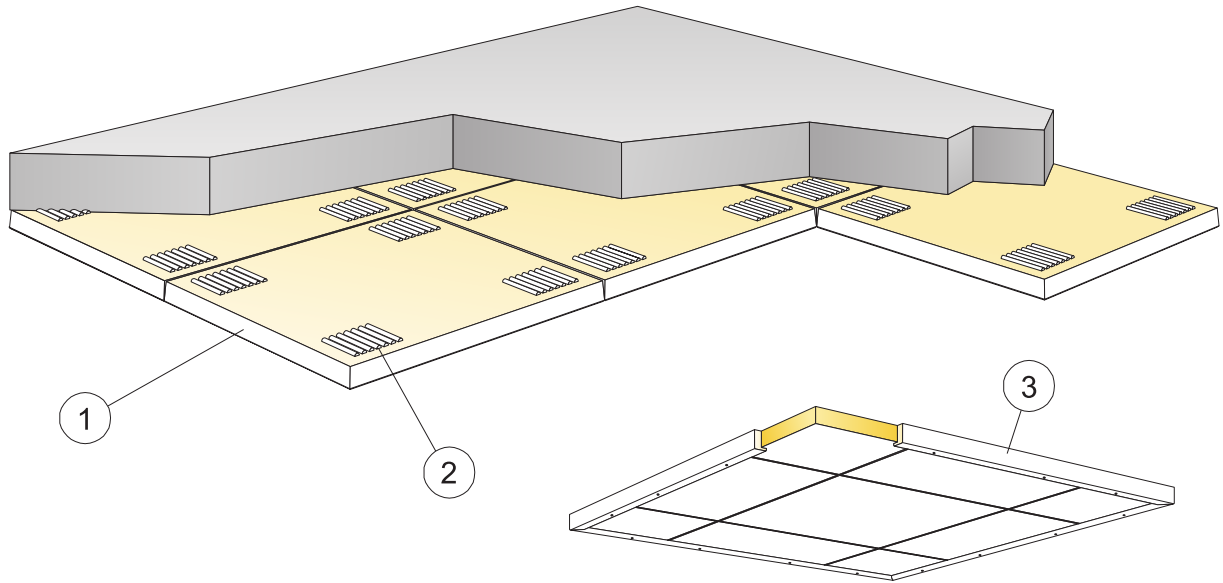
Tested and classified according to EN 13964 annex D and fulfill the demands corresponding to DIN 18032 part 3. Adding installations to the system might affect the systems impact resistance.



CE

Ecophon ceiling systems are CE marked according to the European harmonized standard EN 13964:2014. CE marked construction products are covered by a Declaration of Performance (DOP) which enables customers and users to easily compare performance of products available on the European market.

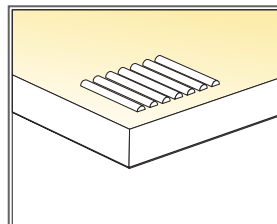
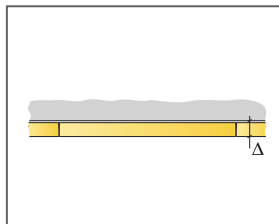
INSTALLATION DIAGRAM (M298) FOR ECOPHON SUPER G B, USING CONNECT ABSORBER GLUE



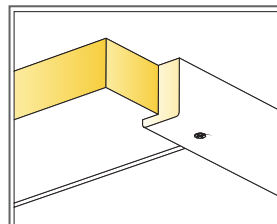
© Ecophon Group

QUANTITY SPECIFICATION (EXCL. WASTAGE)

| | | Size, mm |
|--|---|--------------------|
| | | 600x600 |
| 1 | Super G B | 2,8/m ² |
| 2 | Connect Absorber glue (0,25 l/m ² - 0,4 l/m ² depending on installation conditions) | as required |
| 3 | When installing floating ceilings: Connect Wood trim, L=3000, fixed at 500 mm centres | as required |
| Use Connect Notched spatula to apply the glue. | | - |
| Δ Min. overall depth of system: 43 mm | | - |
| δ Min. demounting depth: The system is not demountable | | - |
| Cut visible edges should be painted | | - |



Application of glue

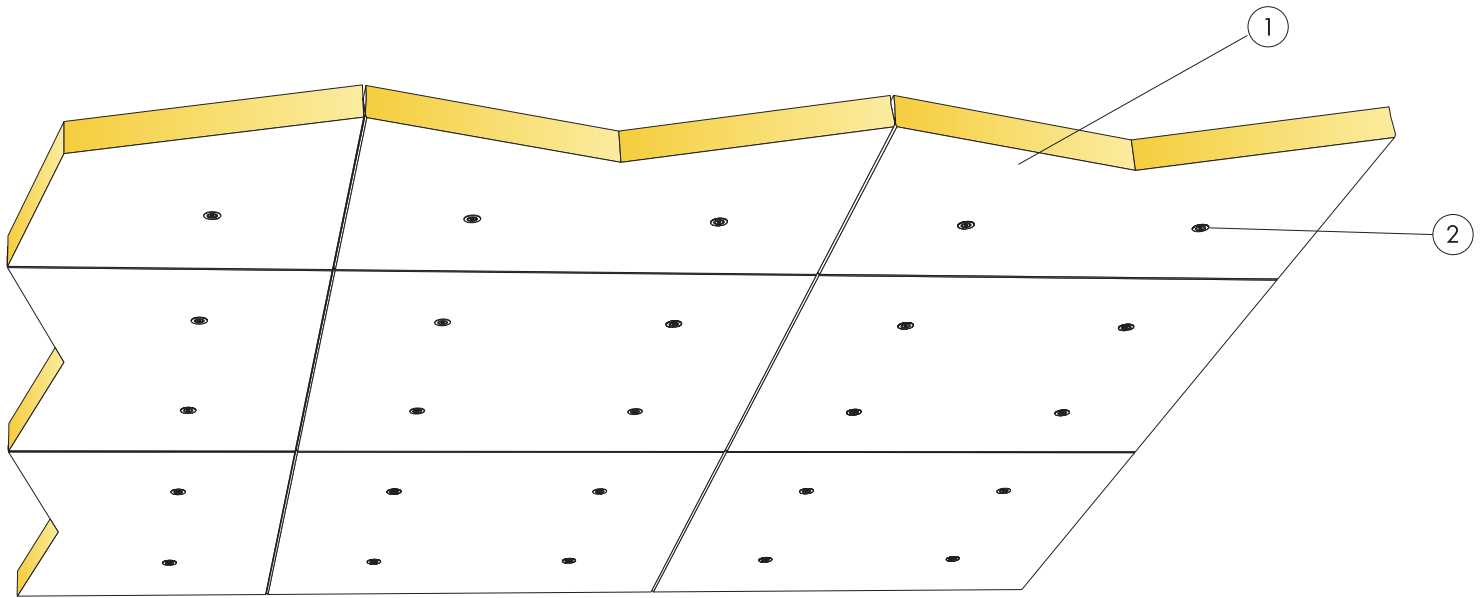


Wood trim for floating installation

| Size, mm | Max live load (N) | Min load bearing capacity (N) |
|------------|-------------------|-------------------------------|
| 600x600x40 | - | - |

Live load/load bearing capacity

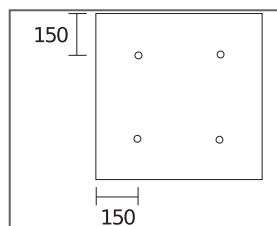
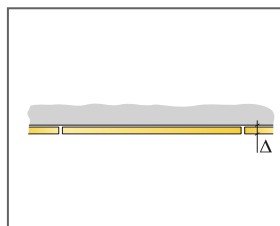
INSTALLATION DIAGRAM (M487) FOR ECOPHON SUPER G B WITH SCREW AND WASHER



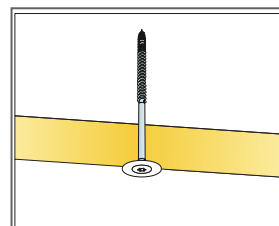
© Ecophon Group

QUANTITY SPECIFICATION (EXCL. WASTAGE)

| | | Size, mm |
|--|--------------------------------|---------------------|
| | | 600x600 |
| 1 | Super G B | 2,8/m ² |
| 2 | Connect Absorber screw SuperGB | 11,1/m ² |
| Δ Min. overall depth of system: 43 mm | | - |
| δ Min. demounting depth: The system is not demountable | | - |
| Cut visible edges should be painted | | - |



Position of screws size 600x600



Panel with Connect Absorber screw SuperGB

| Size, mm | Max live load (N) | Min load bearing capacity (N) |
|------------|-------------------|-------------------------------|
| 600x600x40 | - | - |

Live load/load bearing capacity

Ecophon Super G™ Plus A


Ecophon Super G™ Plus A has a robust grid system consisting of recessed profiles mounted directly to the soffit or a suspended grid system. For ceilings in sports halls or similar environments with a risk of high mechanical impact.




Liemers College, Zevenaar, Netherlands

SYSTEM RANGE


| | | |
|--|-----------------|------------|
| | Size, mm | 1200x600 |
| | Special Fixing | • |
| | Thickness (THK) | 40 |
| | Inst. Diag. | M115, M527 |




Super G Plus A tile



Super G Plus A tile



Section of Super G Plus A system direct installation



Section of Super G Plus system suspended installation

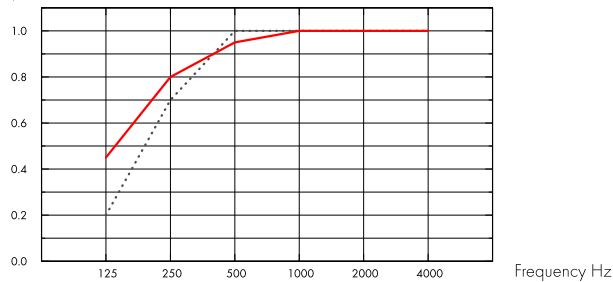
Acoustic



Sound Absorption:

Test results according to EN ISO 354. Classification according to EN ISO 11654, and the single value ratings for Noise Reduction Coefficient, NRC and Sound Absorption Average, SAA according to ASTM C 423.

α_p , Practical sound absorption coefficient



.... Super G Plus A 40 mm, 40 mm o.d.s.

— Super G Plus A 40 mm, 200 mm o.d.s.

o.d.s = overall depth of system

| THK mm | o.d.s. mm | α_p , Practical sound absorption coefficient | | | | | | α_w | Sound absorption class |
|-----------|-----------|---|--------|--------|---------|---------|---------|------------|------------------------|
| | | 125 Hz | 250 Hz | 500 Hz | 1000 Hz | 2000 Hz | 4000 Hz | | |
| 40 | 40 | 0.20 | 0.70 | 1.00 | 1.00 | 1.00 | 1.00 | 1.00 | A |
| 40 | 200 | 0.45 | 0.80 | 0.95 | 1.00 | 1.00 | 1.00 | 1.00 | A |

| THK mm | o.d.s. mm | NRC | SAA |
|-----------|-----------|------|------|
| 40 | 40 | 0.95 | 0.95 |
| 40 | 200 | 0.90 | 0.89 |
| 40 | 400 | 0.85 | 0.87 |

Indoor Air Quality



| Certificate / Label | |
|------------------------------|-----|
| Eurofins Indoor Air Comfort® | IAC |
| French VOC | A |
| Finnish M1 | • |



Environmental Footprint



| kg CO ₂ equiv/m ² | |
|---|------|
| Super G Plus A | 7,73 |

Life-cycle stages A1 to C4 from EPD, in conformity with ISO 14025 / EN 15804

Circularity



| | |
|--|------------------|
| Minimum post-consumer recycled content | 57% |
| Recyclability | Fully recyclable |



Fire safety

| Country | Class |
|---------|---------------------|
| Europe | EN 13501-1 A2-s1,d0 |

The glass wool core of the tiles is tested and classified as non-combustible according to EN ISO 1182.



Humidity Resistance

Class C, relative humidity 95% and 30°C, according to EN 13964:2014



Visual appearance

White 085. Nearest NCS colour sample: S 1002-Y. Light reflectance: 78%. (The tiles need to be installed in accordance with the arrows on the back of the tile in order to get optimal visual appearance).



Cleanability

Daily dusting and vacuum cleaning. Weekly wet wiping.



Accessibility

The tiles are not demountable.



Installation

Installed according to installation diagrams, installation guides and drawing aid. (The tiles have to be installed according to the arrows on the back of the tile.)



System weight

The weight of the system (including suspension grid) should be 6 to 7.5 kg/m² (depending on installation method).



Mechanical properties

See table regarding the min- and max- load bearing capacities and functional demands.



Impact Resistance

| M-sketch | |
|----------|----|
| M115 | 1A |
| M527 | 1A |

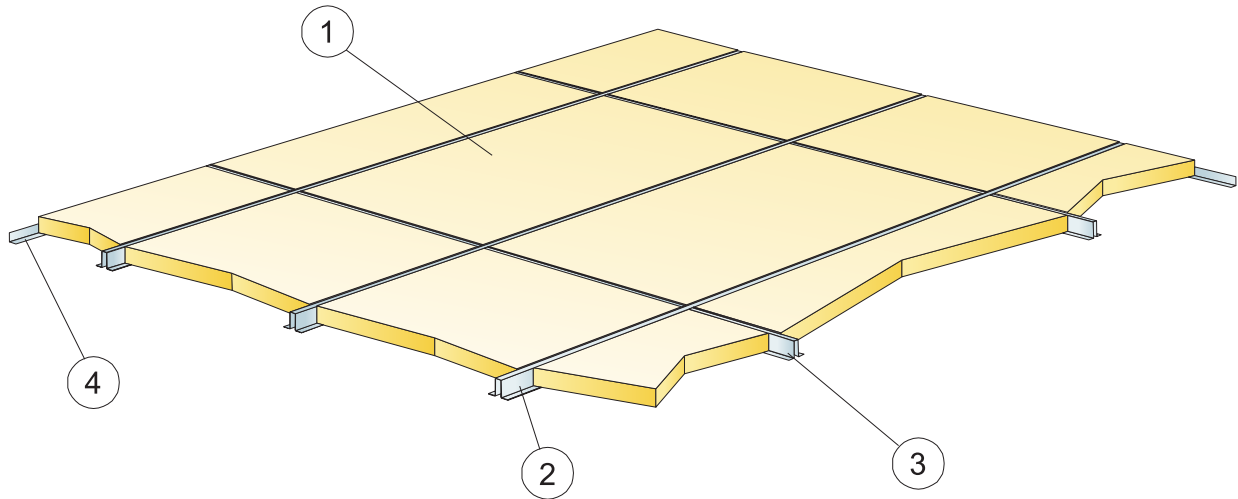
Tested and classified according to EN 13964 annex D and fulfill the demands corresponding to DIN 18032 part 3. Adding installations to the system might affect the systems impact resistance.



CE

Ecophon ceiling systems are CE marked according to the European harmonized standard EN 13964:2014. CE marked construction products are covered by a Declaration of Performance (DOP) which enables customers and users to easily compare performance of products available on the European market.

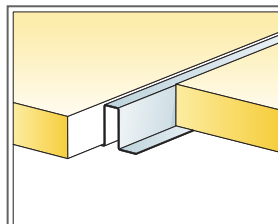
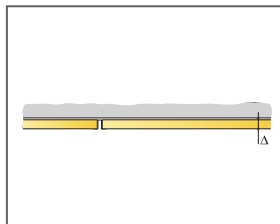
INSTALLATION DIAGRAM (M115) FOR ECOPHON SUPER G PLUS A, DIRECT INSTALLATION



© Ecophon Group

QUANTITY SPECIFICATION (EXCL. WASTAGE)

| | | Size, mm |
|--|--|---------------------|
| | | 1200x600 |
| 1 | Super G Plus A | 1,4/m ² |
| 2 | Connect Recessed profile Plus, L=3000 mm, installed at 600 mm centres, fixed at 600 mm centres | 1,7m/m ² |
| 3 | Connect Recessed profile Plus, L=576 mm, installed at 1200 mm centres | 0,8m/m ² |
| 4 | Connect Angle trim, fixed at 300 mm centres | as required |
| Δ Min. overall depth of system: 42 mm | | - |
| δ Min. demounting depth: The system is not demountable | | - |

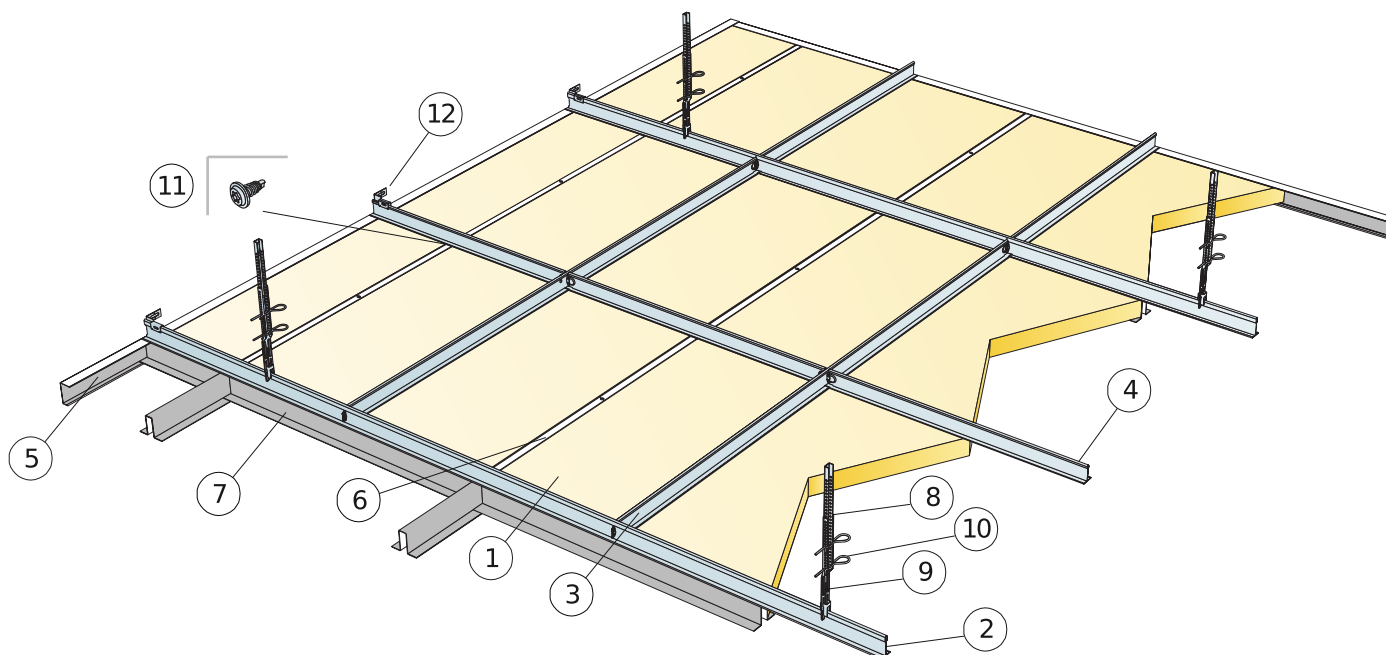


Installation with recessed profile

| Size, mm | Max live load (N) | Min load bearing capacity (N) |
|-------------|-------------------|-------------------------------|
| 1200x600x40 | 50 | 220 |

Live load/load bearing capacity

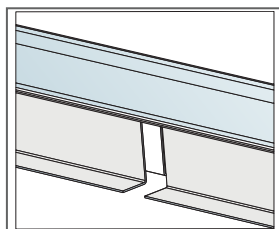
INSTALLATION DIAGRAM (M527) FOR ECOPHON SUPER G PLUS A, SUSPENDED INSTALLATION



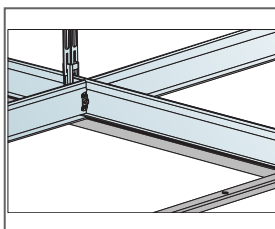
© Ecophon Group

QUANTITY SPECIFICATION (EXCL. WASTAGE)

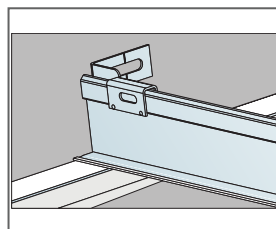
| | | Size, mm |
|--|--|-----------------------------|
| | | 1200x600 |
| 1 | Super G Plus A | 1,4/m ² |
| 2 | Connect T24 Main runner, installed at 600 mm centres | 0,9m/m ² |
| 3 | Connect T24 Cross Tee, L=1200 mm, installed at 600 mm centres | 1,7m/m ² |
| 4 | Connect T24 Cross Tee, L=600 mm | 0,9m/m ² |
| 5 | Connect Channel trim, fixed at 300 mm centres (h=44 mm) | as required |
| 6 | Connect Recessed profile Plus, L=3000 mm, installed at 600 mm centres, fixed at 600 mm centres | 1,7m/m ² |
| 7 | Connect Recessed profile Plus, L=576 mm, installed at 1200 mm centres | 0,8m/m ² |
| 8 | Connect Nonius hanger upper, installed at 1200 mm centres | 0,7/m ² |
| 9 | Connect Nonius hanger lower, installed at 1200 mm centres | 0,7/m ² |
| 10 | Connect Split pin (2/hanger) | 1,4/m ² |
| 11 | Connect Installation screw P, installed at 400 mm centres | 4,4/m ² |
| 12 | Connect Wall Bracket for Main runners | 1/second row of Main runner |
| Δ Min. overall depth of system: Δ 270 mm | | - |



Installation with recessed profile



Installation with recessed profile and C-profile



Connect C-profile plus with Connect Wall bracket plus

| Size, mm | Max live load (N) | Min load bearing capacity (N) |
|-------------|-------------------|-------------------------------|
| 1200x600x40 | 20 | 220 |

Live load/load bearing capacity